

Stairparts Collection

**Contemporary and traditional stairparts
Available from your local distributors**



Welcome to our Stairparts Collection



How to navigate

- Previous Page
- Home Page
- Next Page

Your guide to the symbols used in this brochure

Throughout this guide, you'll notice symbols to help you plan a project based on difficulty level and budget. The thumb symbol gives you an idea of the level of skill required to install each range. One thumb indicates the easiest items to fit for a competent DIYer. While three thumbs is ideally suited to a skilled tradesman. The pound symbol shows the estimated cost at Recommended Retail Price for a 12-tread staircase and for a 1.8 metre run of decking. All prices correct at the time of going to print. Prices include VAT.

Installation guide

👍	👍 👍	👍 👍 👍
Wall mounted handrail Competent DIY'er	Benchmark, Clarity, Reflections, Axxys & Iron Competent DIY'er / Skilled tradesman	Continuous Handrail Mortise & Tenon Skilled tradesman

Budget guide

£	£ £ £	£ £ £ £ £
Under £250	£500 - £1000	£1500 - £2000
£ £	£ £ £ £	
£250 - £500	£1000 - £1500	

Please note: While care is taken to match our engineered timber products, timber is a natural product and the colour, grain and structure can vary.

Clarity


The perfect combination of wood and glass

Combining toughened glass panels with classic designed oak handrails and either chrome or nickel panel brackets, the Clarity glass balustrade range makes an incredibly modern staircase whilst providing the illusion of a much larger room.


We're here to help you

Our team of advisors are there to help and give you peace of mind.


freephone
0800 085 3475



Glass panels available for stairs and landing in different widths.



Over the post with metallic connectors.



Zinc alloy connectors in chrome or brushed nickel effect.






Choose from chrome or brushed nickel finishes.



Handrails and Baseraills are available in 2.4m and 4.2m lengths.

Toughened safety glass tested to BSEN12150.



Reflections

Traditional oak combined with glass

The Reflections range delivers wonderful aesthetic beauty with functional toughened glass. A modern staircase, with a new over the post design.

We're here to help you

Our team of advisors are there to help and give you peace of mind.

freephone
0800 085 3475

NEW Pine – ready-to-paint range NEW

Choose the perfect colour to compliment the look and feel of your home.



Iron

The timeless luxury of classic materials and modern design

In our Iron collection you'll find stair parts that balance the timeless luxury of classic materials such as oak and Iron with versatile modern designs to fit any home. Well engineered and easy to install, these strong staircases can be painted and tailored to complement your decoration.

We're here to help you

Our team of advisors are there to help and give you peace of mind.

freephone
0800 085 3475

NEW Pine – ready-to-paint range **NEW**

Pine - ready-to-paint gives you the power to choose the perfect colour to compliment the look and feel of your home.

Post to post.

Over the post.


Simple installation with pre-drilled base and handrails.



Spindle Options


Straight

A simple yet elegant design that creates a modern feel and will add style to any staircase and home.




Orb

Modernise your staircase with this contemporary rounded Black Orb design.




Marbury

Iron Marbury is a traditional elegant design which combines perfectly with oak timber.



Wavy

The Wavy collection creates a unique and elegant staircase.



Coming Soon

Geo

The Geo design creates a striking statement in any hallway.

Ovo

Add a delicate touch with Ovo's soft curves and gentle lines.



Axxys® II

The height of style, combining traditional timbers with modern elements


An innovative design that combines traditional timbers with modern elements. Classic oak mixed with chrome, will transform your stairs into a feature staircase.

We're here to help you


Our team of advisors are there to help and give you peace of mind.

freephone
0800 085 3475


Chrome metal brackets.



Post to post available.



Matching handrail and wall brackets.






Stylish chrome finish.

Handrails

The perfect finishing touch

Our range of wall mounted handrails come with a selection of end caps and brackets, which are the perfect addition to any staircase. Available in three wood finishes for handrails and four finishes of brackets and end caps.



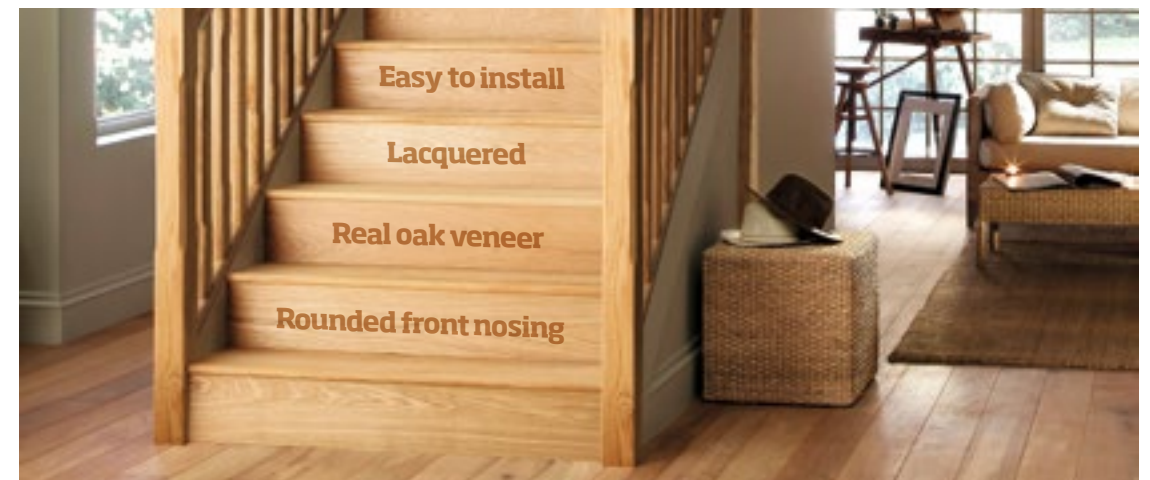
Three end cap options
short, medium and filigree.
End caps available in
black, brass or chrome effect.



Stairklad

Premium Oak cladding


The perfect solution to transform the look of your existing staircase into an Oak masterpiece. The premium cladding is engineered from the very best kiln dried timbers, ensuring the highest quality standards every time. It's lacquered and easy to install.



Benchmark

Stop Chamfered - Oak

From Benchmark Twist through to Stop Chamfered, Turned or Square, the Benchmark range allows you to design the perfect stairs for your home. Benchmark incorporates a full range of spindles and newel posts to suit any home.



Benchmark

Stop Chamfered - White

White Primed is already primed, so no need to treat and undercoat before painting, saving you time! Available in Stop Chamfered, Turned and Square.

Benchmark

Turned - Pine

With a range of pine components from Turned and Stop Chamfered to Edwardian and Barley Twist, the Pine range of Benchmark are perfect for any home.



Benchmark

Twist - Pine & Oak

The Benchmark Twist design combines both traditional and contemporary styles in one elegant piece of timber, the expertly crafted 90 degree twist design will transform and enhance any staircase.

NEW Pine – ready-to-paint range **NEW**



Stairparts

Contemporary

Clarity	20
Reflections	24
NEW Ready-to-paint pine now available	
Iron	28
NEW Ready-to-paint pine now available	
Axxys® II	32
Solo	34
Rail in a Box / Wall Mounted Handrails	40
Stairklad	44

Benchmark

Benchmark Pine	46
Benchmark Hemlock	54
Benchmark Oak	57
Benchmark Twist	62
NEW Ready-to-paint pine now available	
Benchmark White Primed	64

Warwick Made to Order

Warwick Oak	68
-----------------------------	----



Iron Pine - Page 28

Easy installation



Clarity

Installation guide



Budget guide

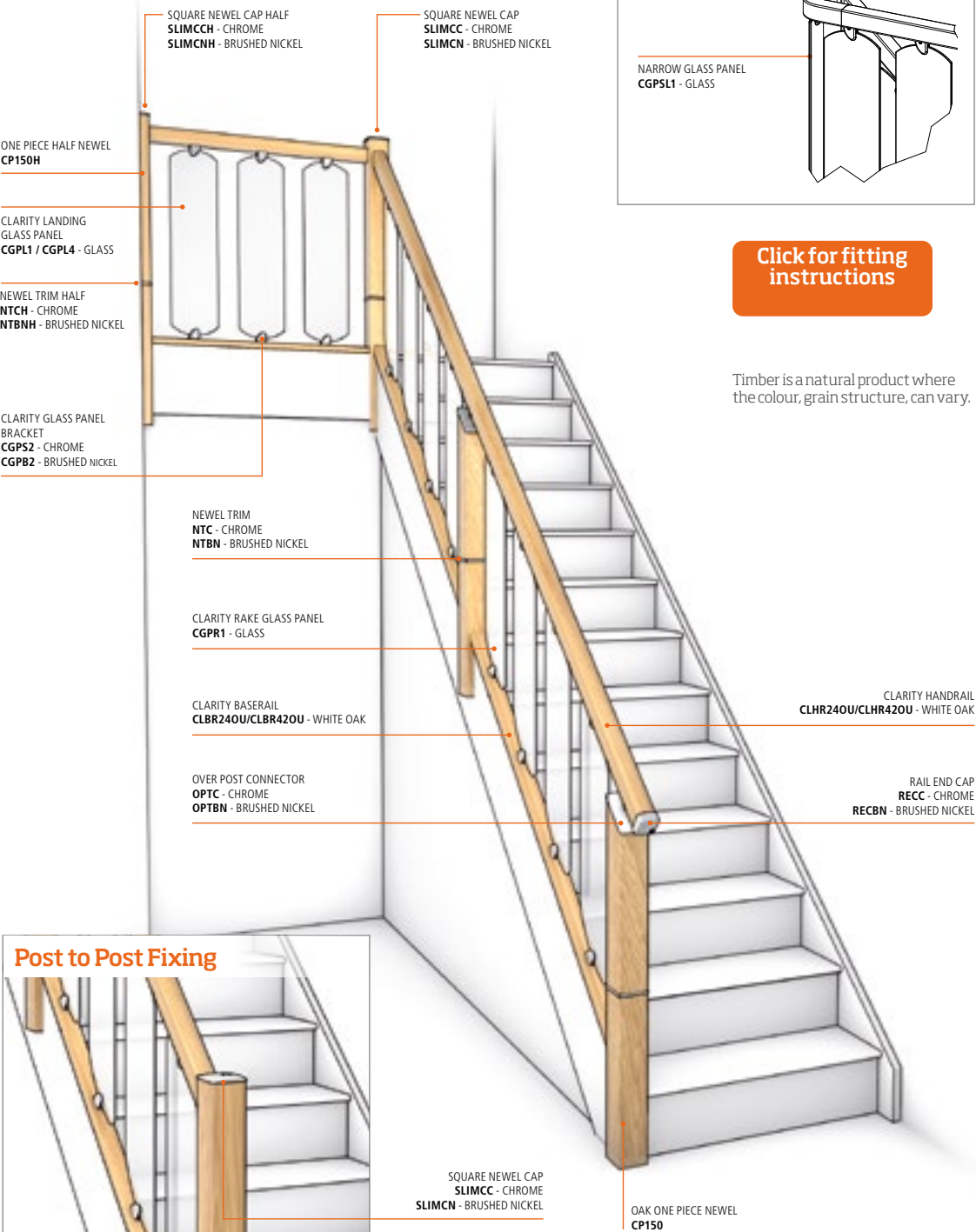
£ £ £ £ £ £1500 - £2000

PLAN Visit our online planning service to help you and your customers. cheshiremouldings.co.uk

CALL Any questions? Please call our technical helpline: **Freephone 0800 085 3475**

FIT Find a comprehensive range of fitting guides at: cheshiremouldings.co.uk


Over the Post Fixing



Click for fitting instructions

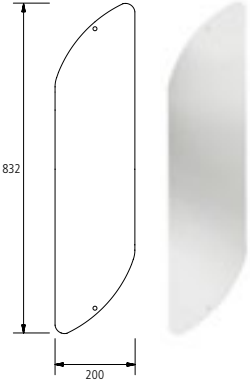
Timber is a natural product where the colour, grain structure, can vary.

Post to Post Fixing




ClarityGlass Panels


CGPR1 / CGPR4
RAKE GLASS
PANEL



CGPL1 / CGPL4
LANDING GLASS
PANEL



CGPSL1
GLASS PANEL



TIMBER / FINISH	CODE	SIZE (mm)	QTY.
GLASS	CGPR1	200 x 8 x 832	1
GLASS	CGPR4	200 x 8 x 832	4
GLASS	CGPL1	200 x 8 x 797	1
GLASS	CGPL4	200 x 8 x 797	4
GLASS	CGPSL1	80 x 8 x 797	1

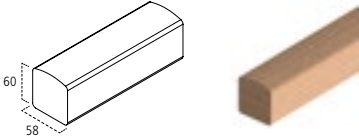
ALL GLASS MANUFACTURED TO BS EN12150.

PLAN

Visit our online planning service to help you and your customers.
cheshiremouldings.co.uk

Clarity Handrails

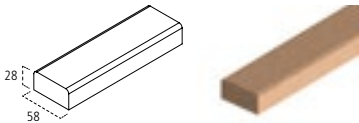
CLHR240U / CLHR420U
CLARITY HANDRAIL



TIMBER / FINISH	CODE	SIZE (mm)	QTY.
OAK	CLHR240U	2400 x 58 x 60	1
OAK	CLHR420U	4200 x 58 x 60	1

Clarity Baserails

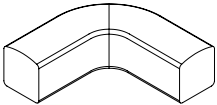
CLBR240U / CLBR420U
CLARITY BASERAIL



TIMBER / FINISH	CODE	SIZE (mm)	QTY.
OAK	CLBR240U	2400 x 58 x 28	1
OAK	CLBR420U	4200 x 58 x 28	1

Clarity Level Quarter Turn

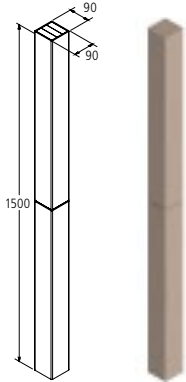
CLLQTO
CLARITY LEVEL QUARTER TURN



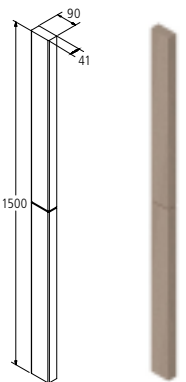
TIMBER / FINISH	CODE	SIZE (mm)	QTY.
OAK	CLLQTO	-	1

Newel Posts

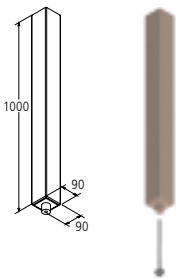
CP150 / CP15P
NEWEL POST



CP150H / CP15PH
HALF NEWEL POST



CPSTO / CPSTP
STOREY NEWEL POST
COMES WITH ZIP BOLT



TIMBER / FINISH	CODE	SIZE (mm)	QTY.
OAK	CP150	90 x 90 x 1500	1
OAK	CP150H	90 x 41 x 1500	1
OAK	CPSTO	90 x 90 x 1000	1

Over Post Connectors

OPTC / OPTBN
OVER POST CONNECTOR



TIMBER / FINISH	CODE	SIZE (mm)	QTY.
CHROME	OPTC	-	1
BRUSHED NICKEL	OPTBN	-	1

Clarity Glass Panels Brackets

CGP
GLASS PANEL
BRACKETS



TIMBER / FINISH	CODE	SIZE (mm)	QTY.
CHROME	CGPS2	-	2
CHROME	CGPS8	-	8
BRUSHED NICKEL	CGPB2	-	2
BRUSHED NICKEL	CGPB8	-	8

Over the post with
metallic connectors.

Choose from chrome or
brushed nickel finishes.

Rail End Caps

RECC / RECBN
RAIL END CAP



TIMBER / FINISH	CODE	SIZE (mm)	QTY.
CHROME	RECC	-	1
BRUSHED NICKEL	RECBN	-	1

Newel Caps

SLIMCC / SLIMCN
NEWEL CAP



SLIMCCH / SLIMCNH
HALF NEWEL CAP



TIMBER / FINISH	CODE	SIZE (mm)	QTY.
CHROME	SLIMCC	-	1
BRUSHED NICKEL	SLIMCN	-	1
CHROME	SLIMCCH	-	1
BRUSHED NICKEL	SLIMCNH	-	1

Newel Trims

NTC / NTB
NEWEL TRIM



NTCH / NTB
HALF NEWEL TRIM



TIMBER / FINISH	CODE	SIZE (mm)	QTY.
CHROME	NTC	-	1
BRUSHED NICKEL	NTBN	-	1
CHROME	NTCH	-	1
BRUSHED NICKEL	NTBNH	-	1

Accessories

DWL-SCREW
DOWEL SCREW



NEWFIXKIT
HANDRAIL FIXING KIT



PRODUCT DESCRIPTION	CODE	QTY.
Handrail Fixing Kit	NEWFIXKIT	1
Double-Ended Screw with Cover Button	DWL-SCREW	1

Zinc alloy connectors
in chrome or brushed
nickel effect.



Common components
for reduced
stock holding

NEW Pine
ready-to-paint range

New Glass Panel Sizes
for greater flexibility when
spacing and easier fitting.

Reflections

Installation guide

Reflections

Budget guide

From £500 - £1000

PLAN

Visit our online planning service
to help you and your customers.
cheshiremouldings.co.uk

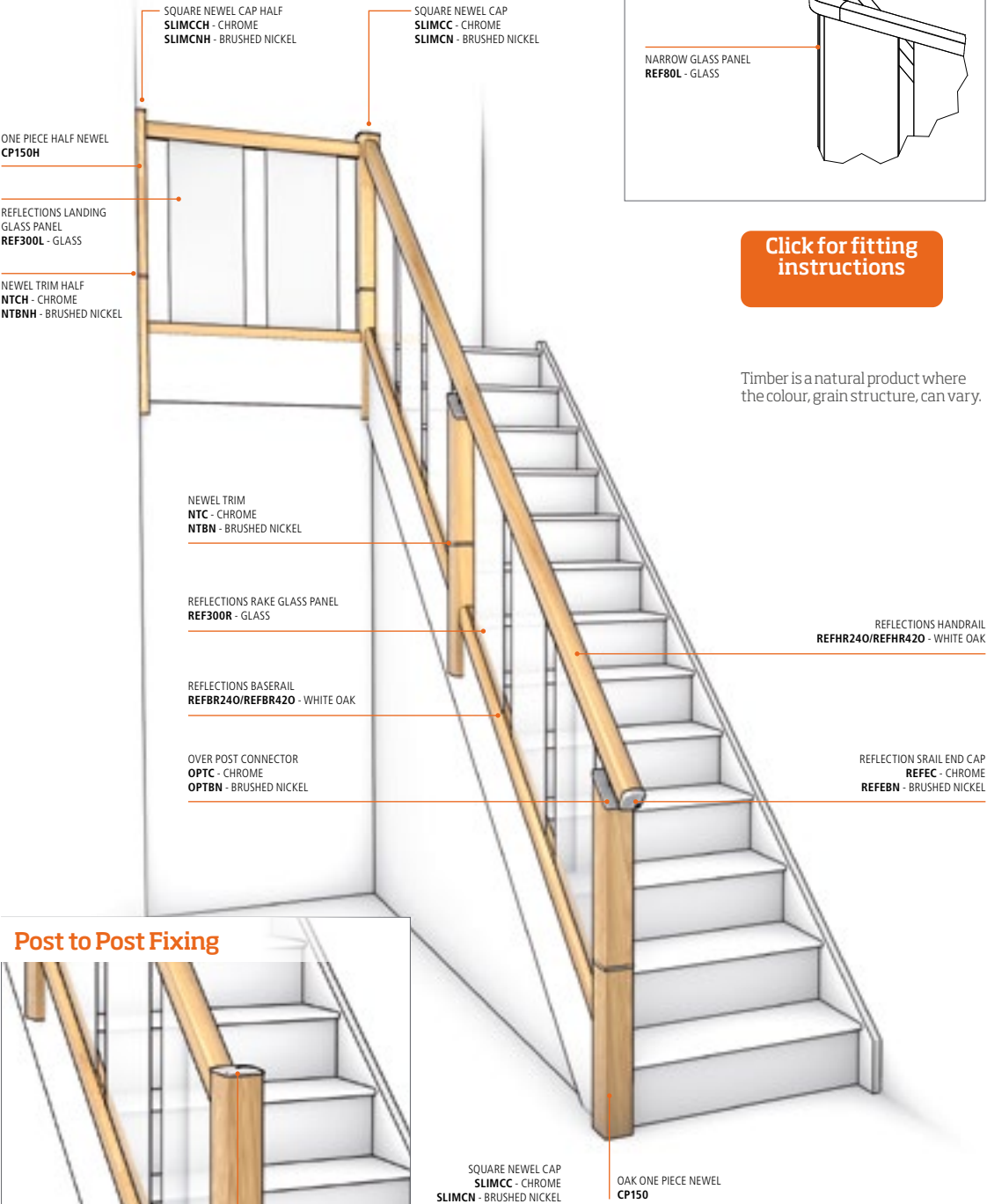
CALL

Any questions?
Please call our technical helpline:
Freephone 0800 085 3475

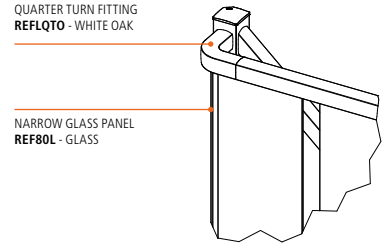
FIT

Find a comprehensive range
of fitting guides at:
cheshiremouldings.co.uk

Over the Post Fixing



Return Landing



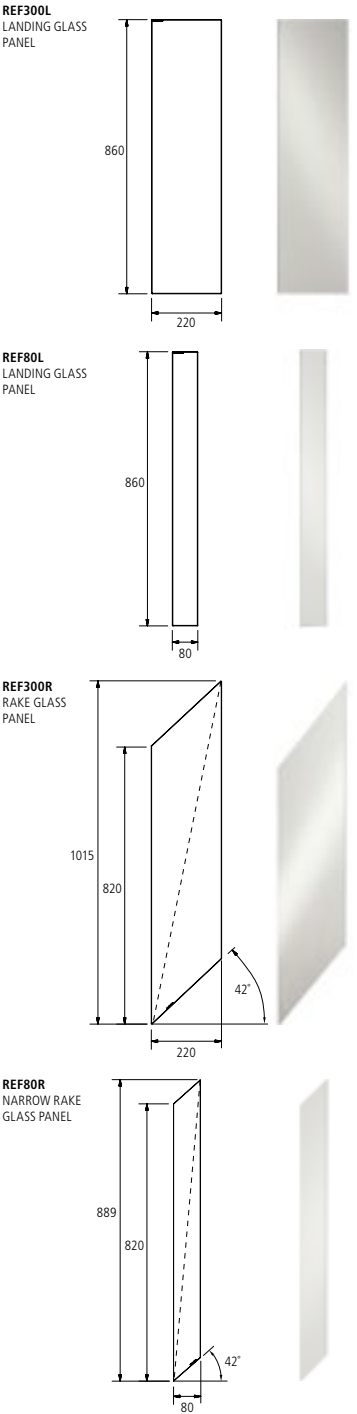
**Click for fitting
instructions**

Timber is a natural product where
the colour, grain structure, can vary.

Post to Post Fixing




Reflections Glass Panels



TIMBER / FINISH	CODE	SIZE (mm)	QTY.
GLASS	REF300L	220 x 8 x 860	1
GLASS	REF80L	80 x 8 x 860	1
GLASS	REF300R	220 x 8 x 820	1
GLASS	REF80R	80 x 8 x 820	1


ALL GLASS MANUFACTURED TO BS EN12150.

Reflections Handrails



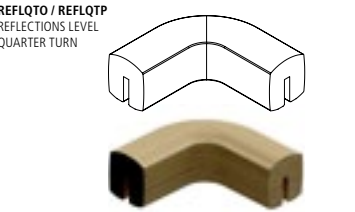
TIMBER / FINISH	CODE	SIZE (mm)	QTY.
OAK	REFHR240	2400 x 63 x 69	1
OAK	REFHR420	4200 x 63 x 69	1
PINE	REFHR24P	2400 x 63 x 69	1
PINE	REFHR42P	4200 x 63 x 69	1

Reflections Baserails



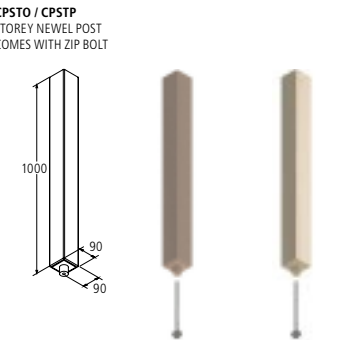
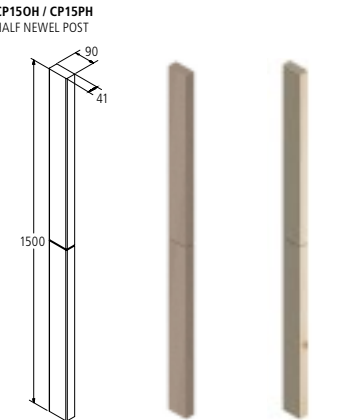
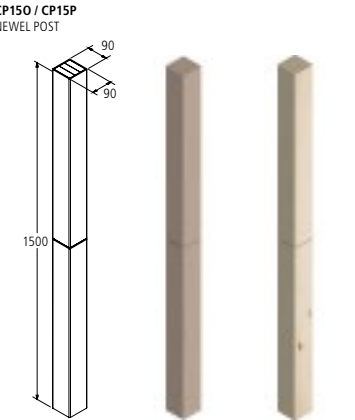
TIMBER / FINISH	CODE	SIZE (mm)	QTY.
OAK	REFBR240	2400 x 63 x 50	1
OAK	REFBR420	4200 x 63 x 50	1
PINE	REFBR24P	2400 x 63 x 50	1
PINE	REFBR42P	4200 x 63 x 50	1

Reflections Level Quarter Turn



TIMBER / FINISH	CODE	SIZE (mm)	QTY.
OAK	REFLQTO	-	1
PINE	REFLQTP	-	1

Newel Posts



TIMBER / FINISH	CODE	SIZE (mm)	QTY.
OAK	CP150	90 x 90 x 1500	1
OAK	CP150H	90 x 41 x 1500	1
OAK	CPSTO	90 x 90 x 1000	1
PINE	CP15P	90 x 90 x 1500	1
PINE	CP15PH	90 x 41 x 1500	1
PINE	CPSTP	90 x 90 x 1000	1

Over Post Connectors




TIMBER / FINISH	CODE	SIZE (mm)	QTY.
CHROME	OPTC	-	1
BRUSHED NICKEL	OPTBN	-	1

Rail End Caps



TIMBER / FINISH	CODE	SIZE (mm)	QTY.
CHROME	RECC	-	1
BRUSHED NICKEL	RECBN	-	1

Newel Caps



TIMBER / FINISH	CODE	SIZE (mm)	QTY.
CHROME	SLIMCC	-	1
BRUSHED NICKEL	SLIMCN	-	1
CHROME	SLIMCCH	-	1
BRUSHED NICKEL	SLIMCNH	-	1

Newel Trims



TIMBER / FINISH	CODE	SIZE (mm)	QTY.
CHROME	NTC	-	1
BRUSHED NICKEL	NTBN	-	1
CHROME	NTCH	-	1
BRUSHED NICKEL	NTBNH	-	1

Accessories



PRODUCT DESCRIPTION	CODE	QTY.
Handrail Fixing Kit	NEWFIXKIT	1
Double-Ended Screw with Cover Button	DWL-SCREW	1



PLAN Visit our online planning service to help you and your customers. cheshiremouldings.co.uk

CALL Any questions? Please call our technical helpline: Freephone 0800 085 3475

FIT Find a comprehensive range of fitting guides at: cheshiremouldings.co.uk



New spindle designs

NEW Pine
ready-to-paint range

Iron

Installation guide

👍 👍 Iron

Budget guide

£ £ £ From £500 - £1000

PLAN

Visit our online planning service to help you and your customers.
cheshiremouldings.co.uk

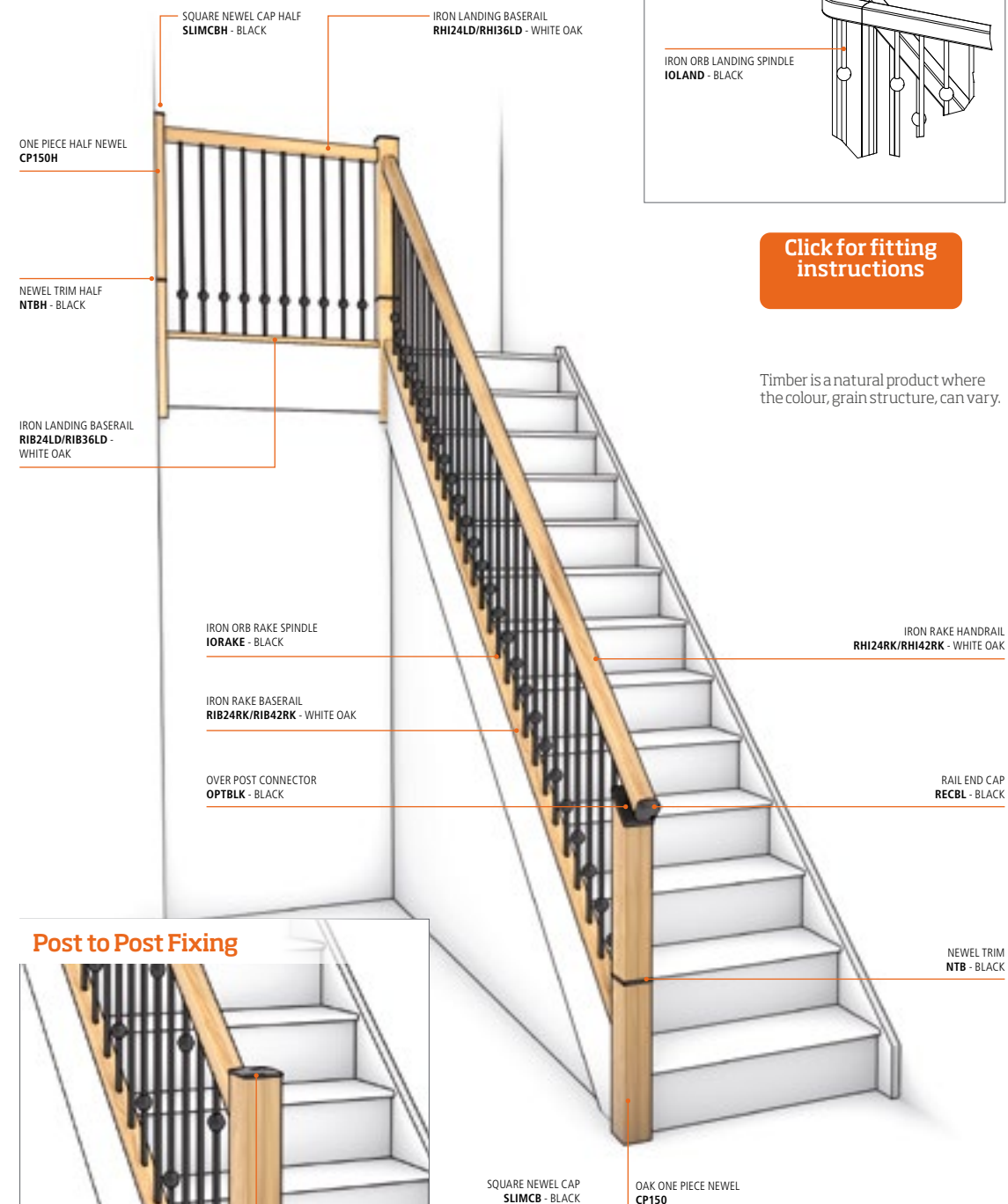
CALL

Any questions?
Please call our technical helpline:
Freephone 0800 085 3475

FIT

Find a comprehensive range of fitting guides at:
cheshiremouldings.co.uk

Over the Post Fixing



Return Landing

QUARTER TURN FITTING
ILQTO - WHITE OAK

IRON ORB LANDING SPINDLE
IOLAND - BLACK

Click for fitting
instructions

Timber is a natural product where the colour, grain structure, can vary.

Post to Post Fixing



SQUARE NEWEL CAP
SLIMCB - BLACK

OAK ONE PIECE NEWEL
CP150

Iron Spindles

ISPRAKE
IRON RAKE SPINDLE - TUBE

ISPLAND
IRON LANDING SPINDLE - TUBE

IMRAKE
IRON RAKE SPINDLE - MARBURY

IMLAND
IRON LANDING SPINDLE - MARBURY

SQRAKE
IRON RAKE SPINDLE - TUBE

SQLAND
IRON LANDING SPINDLE - TUBE

GEORAKE
IRON RAKE SPINDLE - GEO

GEOLAND
IRON LANDING SPINDLE - GEO

ISWRAKE
IRON RAKE SPINDLE - WAVY

ISWLAND
IRON LANDING SPINDLE - WAVY

OVRAKE
IRON RAKE SPINDLE - OVO

OVLAND
IRON LANDING SPINDLE - OVO

IORAKE
IRON RAKE SPINDLE - ORB

IOLAND
IRON LANDING SPINDLE - ORB

TIMBER / FINISH	CODE	SIZE (mm)	QTY.
IRON	ISPRAKE	14 x 14 x 805	1
IRON	ISPLAND	14 x 14 x 855	1
IRON	SQRAKE	14 x 14 x 805	1
IRON	SQLAND	14 x 14 x 855	1
IRON	ISWRAKE	14 x 14 x 805	1
IRON	ISWLAND	14 x 14 x 855	1
IRON	IORAKE	14 x 14 x 805	1
IRON	IOLAND	14 x 14 x 855	1

Iron Handrails Pre-drilled

RHI24RK / RHI36RK / RHI42RK
IH24RKP / IH42RKP
IRON RAKE HANDRAIL

RHI24LD / RHI36LD
IH24LDP / IH42LDP
IRON LANDING HANDRAIL

TIMBER / FINISH	CODE	SIZE (mm)	QTY.
OAK	RHI24RK	2400 x 58 x 60	1
OAK	RHI36RK	3600 x 58 x 60	1
OAK	RHI42RK	4200 x 58 x 60	1
OAK	RHI24LD	2400 x 58 x 60	1
OAK	RHI36LD	3600 x 58 x 60	1
PINE	IH24RKP	2400 x 58 x 60	1
PINE	IH42RKP	4200 x 58 x 60	1
PINE	IH24LDP	2400 x 58 x 60	1

RIB24RK / RIB36RK / RIB42RK
IB24RKP / IB42RKP
IRON RAKE BASERAIL

RIB24LD / RIB36LD
IB24LDP
IRON LANDING BASERAIL

TIMBER / FINISH	CODE	SIZE (mm)	QTY.
OAK	RIB24RK	2400 x 58 x 28	1
OAK	RIB36RK	3600 x 58 x 28	1
OAK	RIB42RK	4200 x 58 x 28	1
OAK	RIB24LD	2400 x 58 x 28	1
OAK	RIB36LD	3600 x 58 x 28	1
PINE	IB24RKP	2400 x 58 x 28	1
PINE	IB42RKP	4200 x 58 x 28	1
PINE	IB24LDP	2400 x 58 x 28	1

Newel Posts

CP150 / CP15P
NEWEL POST

CP150H / CP15PH
HALF NEWEL POST

CPSTO / CPSTP
STOREY NEWEL POST
COMES WITH ZIP BOLT

TIMBER / FINISH	CODE	SIZE (mm)	QTY.
OAK	CP150	90 x 90 x 1500	1
OAK	CP150H	90 x 41 x 1500	1
OAK	CPSTO	90 x 90 x 1000	1
PINE	CP15P	90 x 90 x 1500	1
PINE	CP15PH	90 x 41 x 1500	1
PINE	CPSTP	90 x 90 x 1000	1

PLAN

Visit our online planning service to help you and your customers.
cheshiremouldings.co.uk

Iron Level Quarter Turn

ILQTO
IRON LEVEL QUARTER TURN

TIMBER / FINISH	CODE	SIZE (mm)	QTY.
OAK	ILQTO	-	1

OPTBLK
OVER POST CONNECTOR

TIMBER / FINISH	CODE	SIZE (mm)	QTY.
BLACK	OPTBLK	-	1

IRON RAIL END CAPS

RECBL
RAIL END CAP

TIMBER / FINISH	CODE	SIZE (mm)	QTY.
BLACK	RECBL	-	1

CALL

Any questions?
Please call our technical helpline:
Freephone 0800 085 3475

Newel Caps

SLIMCB
NEWEL CAP

SLIMCBH
HALF NEWEL CAP

TIMBER / FINISH	CODE	SIZE (mm)	QTY.
BLACK	SLIMCB	-	1
BLACK	SLIMCBH	-	1

Newel Trims

NTB
NEWEL TRIM

NTBH
HALF NEWEL TRIM

TIMBER / FINISH	CODE	SIZE (mm)	QTY.
BLACK	NTB	-	1
BLACK	NTBH	-	1

Accessories

DWL-SCREW
DOWEL SCREW

NEWFIXKIT
HANDRAIL FIXING KIT

PRODUCT DESCRIPTION	CODE	QTY.
Handrail Fixing Kit	NEWFIXKIT	1
Double-Ended Screw with Cover Button	DWL-SCREW	1

FIT

Find a comprehensive range of fitting guides at:
cheshiremouldings.co.uk

30

For sales and technical help call 0800 085 3475 or email enquiries@cheshiremouldings.co.uk

31



Axxys®II

Installation guide



Budget guide

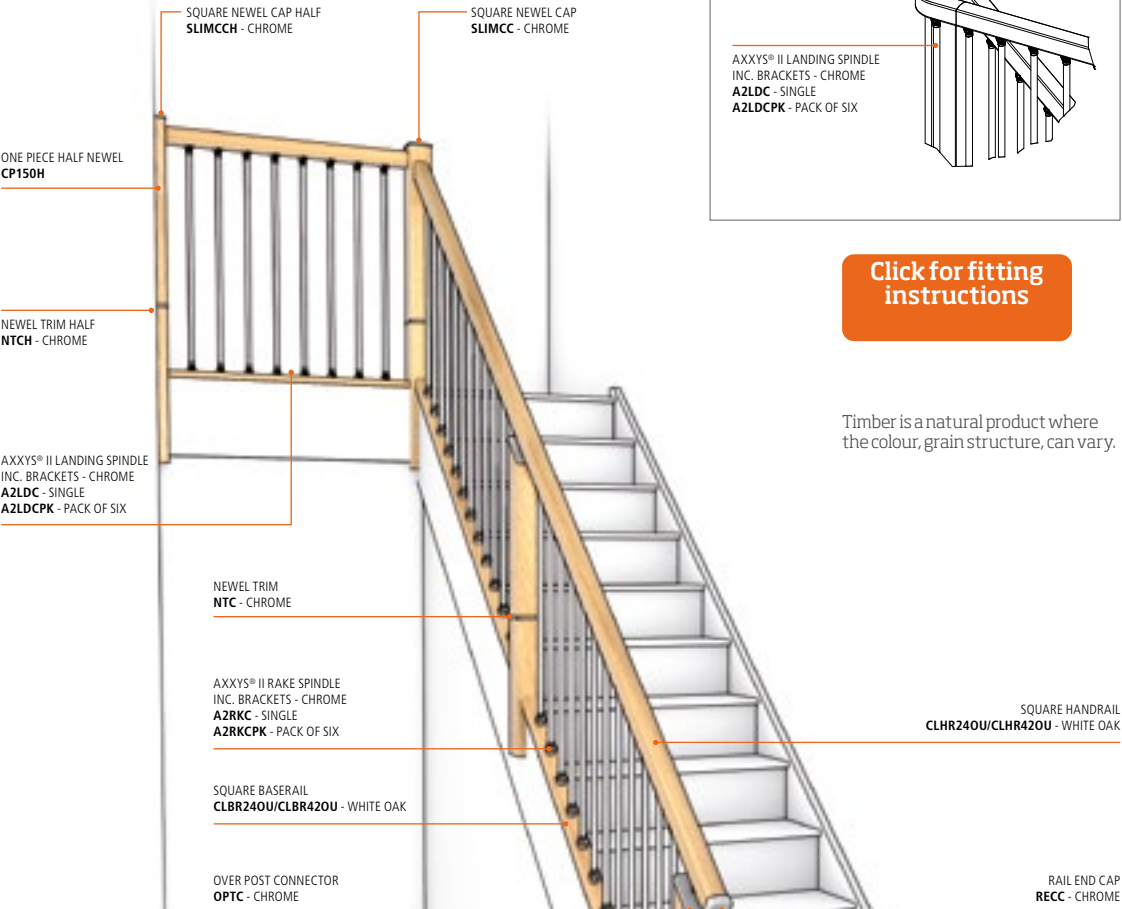
£ £ £ £ £ £1500 - £2000

PLAN Visit our online planning service to help you and your customers.
cheshiremouldings.co.uk

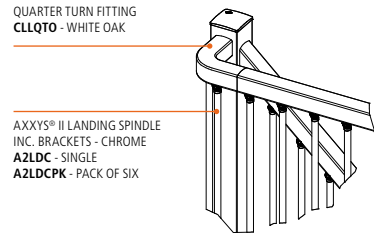
CALL Any questions? Please call our technical helpline:
Freephone 0800 085 3475

FIT Find a comprehensive range of fitting guides at:
cheshiremouldings.co.uk

Over the Post Fixing



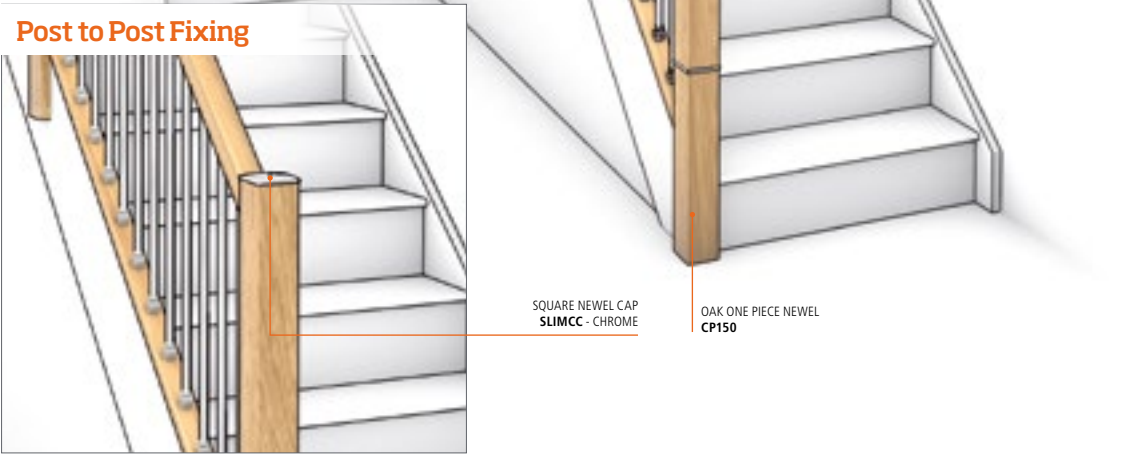
Return Landing



Click for fitting instructions


Timber is a natural product where the colour, grain structure, can vary.

Post to Post Fixing

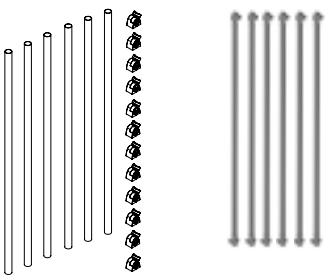


Axxys® II Spindles inc.
New Metal Brackets


A2RKC
AXXYS® II RAKE SPINDLE
INC. **NEW METAL BRACKETS** - SINGLE



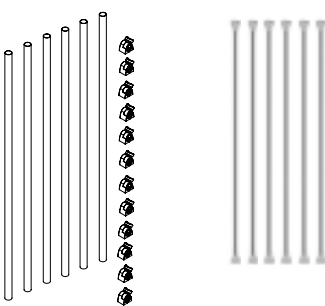
A2RCKPK
AXXYS® II RAKE SPINDLE
INC. **NEW METAL BRACKETS** - PACK OF SIX



A2LDC
AXXYS® II LANDING SPINDLE
INC. **NEW METAL BRACKETS** - SINGLE



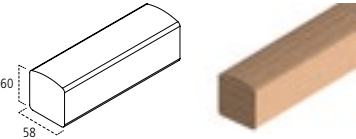
A2LDCPK
AXXYS® II LANDING SPINDLE
INC. **NEW METAL BRACKETS** - PACK OF SIX



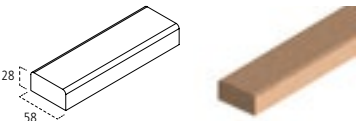
TIMBER / FINISH	CODE	SIZE (mm)	QTY.
CHROME	A2RKC	725 x 19 x 19	1
CHROME	A2RCKPK	725 x 19 x 19	6
CHROME	A2LDC	805 x 19 x 19	1
CHROME	A2LDCPK	805 x 19 x 19	6

Square Handrails & Baserails

CLHR240U / CLHR420U
SQUARE HANDRAIL



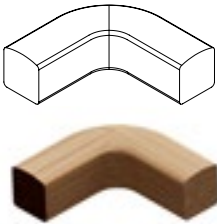
CLBR240U / CLBR420U
SQUARE BASERAIL



TIMBER / FINISH	CODE	SIZE (mm)	QTY.
OAK	CLBR240U	2400 x 58 x 28	1
OAK	CLBR420U	4200 x 58 x 28	1
OAK	CLHR240U	2400 x 58 x 60	1
OAK	CLHR420U	4200 x 58 x 60	1

Square Level Quarter Turn

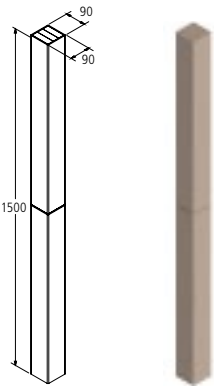
CLLQTO
SQUARE LEVEL QUARTER TURN



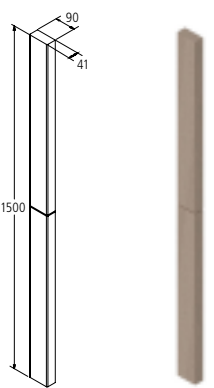
TIMBER / FINISH	CODE	SIZE (mm)	QTY.
OAK	CLLQTO	-	1

Newel Posts

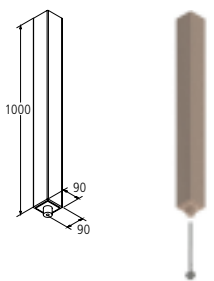
CP150
NEWEL POST



CP150H
HALF NEWEL POST



CPSTO
STOREY NEWEL POST
COMES WITH ZIP BOLT



TIMBER / FINISH	CODE	SIZE (mm)	QTY.
OAK	CP150	90 x 90 x 1500	1
OAK	CP150H	90 x 41 x 1500	1
OAK	CPSTO	90 x 90 x 1000	1

Over Post Connectors

OPTC
OVER POST CONNECTOR



TIMBER / FINISH	CODE	SIZE (mm)	QTY.
CHROME	OPTC	-	1

Rail End Caps

RECC
RAIL END CAP



TIMBER / FINISH	CODE	SIZE (mm)	QTY.
CHROME	RECC	-	1

Newel Caps

SLIMCC
NEWEL CAP



SLIMCCH
HALF NEWEL CAP



TIMBER / FINISH	CODE	SIZE (mm)	QTY.
CHROME	SLIMCC	-	1
CHROME	SLIMCCH	-	1

Newel Trims

NTC
NEWEL TRIM



NTCH
HALF NEWEL TRIM



TIMBER / FINISH	CODE	SIZE (mm)	QTY.
CHROME	NTC	-	1
CHROME	NTCH	-	1

Accessories

DWL-SCREW
DOWEL SCREW



NEWFIXKIT
HANDRAIL FIXING KIT




PRODUCT DESCRIPTION	CODE	QTY.
Handrail Fixing Kit	NEWFIXKIT	1
Double-Ended Screw with Cover Button	DWL-SCREW	1



Chrome metal brackets.



Post to post.



Stylish chrome finish.

PLAN

Visit our online planning service
to help you and your customers.
cheshiremouldings.co.uk

CALL

Any questions?
Please call our technical helpline:
Freephone 0800 085 3475

FIT

Find a comprehensive range
of fitting guides at:
cheshiremouldings.co.uk



Solo

Installation guide

Solo

Budget guide

From £500 - £1000

PLAN Visit our online planning service to help you and your customers. cheshiremouldings.co.uk

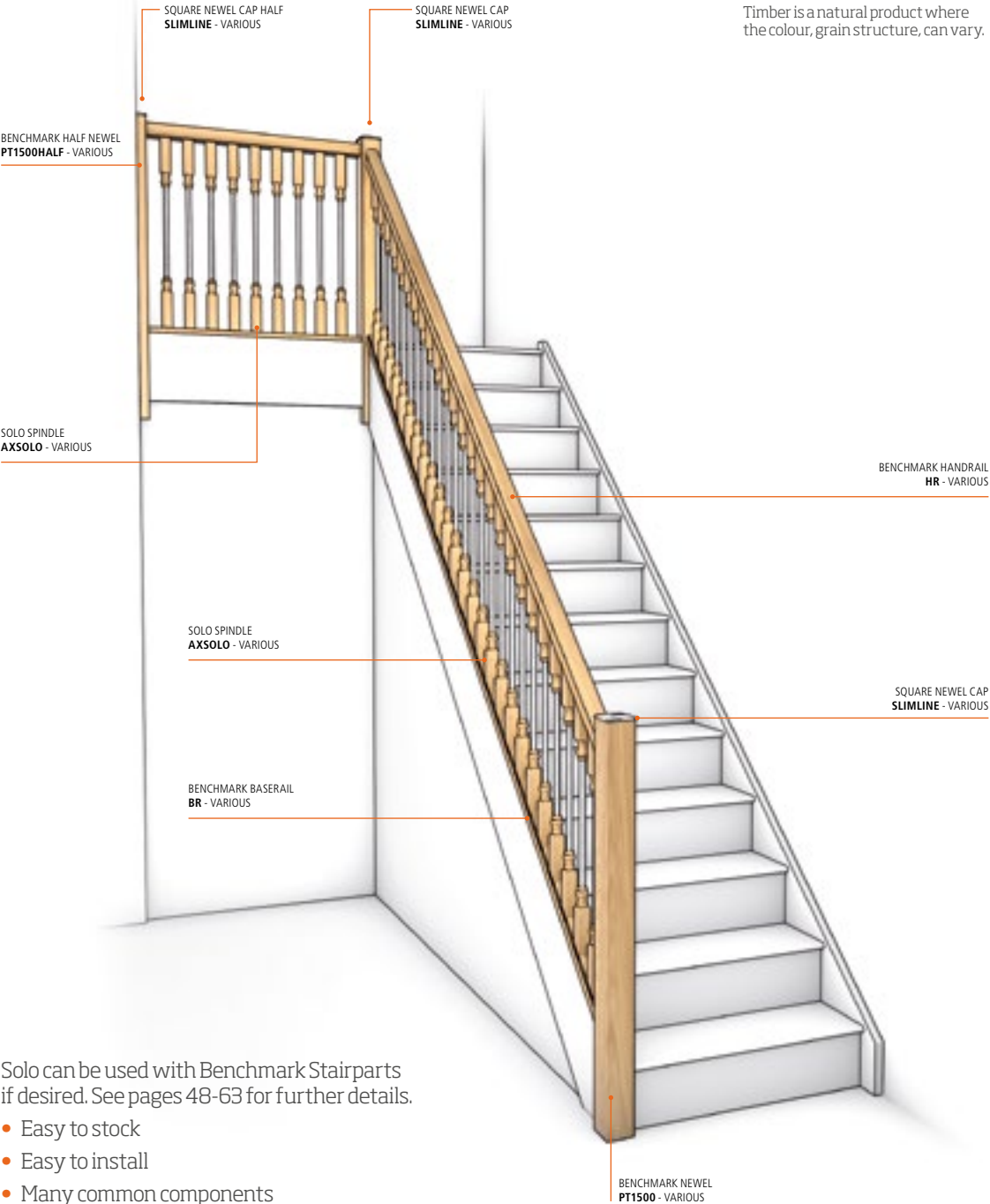
CALL Any questions? Please call our technical helpline: **Freephone 0800 085 3475**

FIT Find a comprehensive range of fitting guides at: cheshiremouldings.co.uk

Post to Post Fixing

Click for fitting instructions

Timber is a natural product where the colour, grain structure, can vary.




Solo can be used with Benchmark Stairparts if desired. See pages 48-63 for further details.

- Easy to stock
- Easy to install
- Many common components

Solo 895mm Spindles

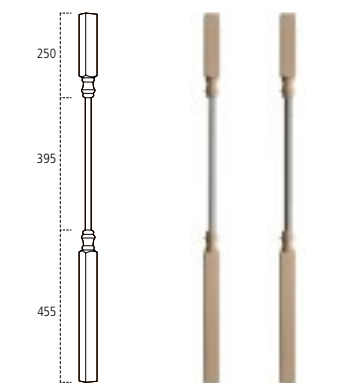
AXSOLO900
SOLO 895mm SPINDLE



TIMBER / FINISH	CODE	SIZE (mm)	QTY.
PINE / CHROME	AXSOLO900PC	895 x 41 x 41	1
OAK / CHROME	AXSOLO900OC	895 x 41 x 41	1
OAK / BRUSHED NICKEL	AXSOLO900ON	895 x 41 x 41	1

Solo 1100mm Spindles

AXSOLO110
SOLO 1100mm SPINDLE



TIMBER / FINISH	CODE	SIZE (mm)	QTY.
OAK / CHROME	AXSOLO110OC	1100 x 41 x 41	1
OAK / BRUSHED NICKEL	AXSOLO110ON	1100 x 41 x 41	1

Solo can be used with Benchmark Stairparts if desired. See pages 48-63 for further details.

Solo Newel Caps

AXSOLCAPP / AXSOLCAPO / AXSOLCAPON
SOLO SQUARE NEWEL CAP



AXSOLCAPPHALF / AXSOLCAPOHALF / AXSOLCAPONHALF
SOLO SQUARE HALF NEWEL CAP



SLIMCC / SLIMCN
NEWEL CAP



SLIMCCH / SLIMCNH
HALF NEWEL CAP



TIMBER / FINISH	CODE	SIZE (mm)	QTY.
PINE / CHROME	AXSOLCAPP	110 x 110 x 35	1
PINE / CHROME	AXSOLCAPPHALF	110 x 50 x 35	1
OAK / CHROME	AXSOLCAPO	110 x 110 x 35	1
OAK / CHROME	AXSOLCAPOHALF	110 x 50 x 35	1
OAK / BRUSHED NICKEL	AXSOLCAPON	110 x 110 x 35	1
OAK / BRUSHED NICKEL	AXSOLCAPONHALF	110 x 50 x 35	1
CHROME	SLIMCC	-	1
BRUSHED NICKEL	SLIMCN	-	1
CHROME	SLIMCCH	-	1
BRUSHED NICKEL	SLIMCNH	-	1

Accessories

DWL-SCREW
DOWEL SCREW



WEDGE SPLITTER
WEDGE SPLITTER
70 x 27mm




PRODUCT DESCRIPTION	CODE	QTY.
Handrail Fixing Kit	NEWFIXKIT	1
Newel Wedge Splitter	WEDGE SPLITTER	1
Double-Ended Screw with Cover Button	DWL-SCREW	1

NEWFIXKIT
HANDRAIL FIXING KIT



Sign up for our NEW Trade App



The App benefits from great features

- ☞ Place orders 24/7
- ☞ Search, scan and browse products from our full catalogue
- ☞ Create favourites and build shopping lists
- ☞ Check stock levels
- ☞ Receive the latest discounts and special promotions
- ☞ View your customer specific pricing
- ☞ Explore our media library
- ☞ All from your mobile or tablet device



Click for fitting instructions

Download our NEW INSTALLER FRIENDLY fitting instructions

DESIGNED BY
EASY INSTALLATION
FITTEES FOR



Rail in a Box

Installation guide

Rail in a Box

Budget guide

£250 - £500

Click for fitting instructions

PLAN

Visit our online planning service to help you and your customers.
cheshiremouldings.co.uk

CALL

Any questions?
Please call our technical helpline:
Freephone 0800 085 3475

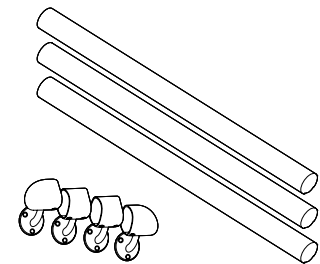
FIT

Find a comprehensive range of fitting guides at:
cheshiremouldings.co.uk

Rail In A Box Set

Each kit contains 3 x 1.2m Rails, 2 x Intermediate Wall Connectors, 1 x Left Hand Wall Connector and 1 x Right Hand Wall Connector.

RB0
RAIL IN A BOX KIT



TIMBER / FINISH	CODE	SIZE (mm)	QTY.
PINE / CHROME	RBOPC	-	1
PINE / BRUSHED NICKEL	RBOPN	-	1
OAK / CHROME	RBOOC	-	1
OAK / BRUSHED NICKEL	RBOON	-	1



Handrails

RBHR
1m AXXYS® HANDRAIL



TIMBER / FINISH	CODE	SIZE (mm)	QTY.
PINE	RBHR012P	1200 x 54 x 54	1
OAK	RBHR012O	1200 x 54 x 54	1

Connector Fittings

RBIC / RBICN
RAIL IN A BOX
INTERMEDIATE CONNECTOR



RBECL / RBECLN
RAIL IN A BOX
LEFT HAND CONNECTOR



RBECL / RBECLN
RAIL IN A BOX
RIGHT HAND CONNECTOR



TIMBER / FINISH	CODE	SIZE (mm)	QTY.
CHROME	RBIC	-	1
CHROME	RBECL	-	1
CHROME	RBECLN	-	1
BRUSHED NICKEL	RBICN	-	1
BRUSHED NICKEL	RBECLN	-	1
BRUSHED NICKEL	RBECLN	-	1



Oak & Pine Wall Patrices
Available Separately



AXPATP
PINE WALL PATRICE



AXPATO
OAK WALL PATRICE

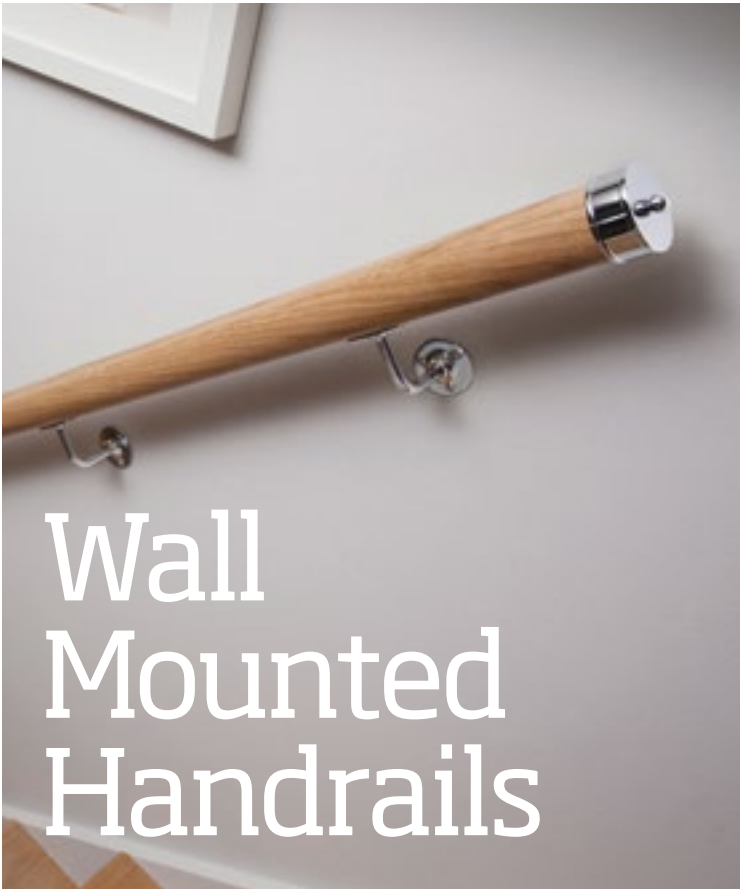
*Patrices are unfinished.

Sign up for our NEW Trade App



The App benefits from great features

- Place orders 24/7
- Search, scan and browse products from our full catalogue
- Create favourites and build shopping lists
- Check stock levels
- Receive the latest discounts and special promotions
- View your customer specific pricing
- Explore our media library
- All from your mobile or tablet device



Wall Mounted Handrails

Installation guide

Wall Mounted Handrails

Budget guide

Under £250

Click for fitting instructions

PLAN

Visit our online planning service to help you and your customers.
cheshiremouldings.co.uk

CALL


Any questions?
Please call our technical helpline:
Freephone 0800 085 3475

FIT

Find a comprehensive range of fitting guides at:
cheshiremouldings.co.uk

Wall Mounted Handrails

MPR24 / MPR36 / MPR42
WALL MOUNTED HANDRAIL



TIMBER / FINISH	CODE	SIZE (mm)	QTY.
PINE	MPR24P	54 x 54 x 2400	1
PINE	MPR36P	54 x 54 x 3600	1
PINE	MPR42P	54 x 54 x 4200	1
OAK	MPR24O	54 x 54 x 2400	1
OAK	MPR36O	54 x 54 x 3600	1
OAK	MPR42O	54 x 54 x 4200	1
WHITE PRIMED	MPR24W	54 x 54 x 2400	1
WHITE PRIMED	MPR36W	54 x 54 x 3600	1
WHITE PRIMED	MPR42W	54 x 54 x 4200	1

Wall Mounted Handrail Brackets

WB1/3/4
WALL MOUNTED HANDRAIL BRACKET



TIMBER / FINISH	CODE	SIZE (mm)	QTY.
CHROME	WB1	-	1
BLACK	WB3	-	1
BRASS	WB4	-	1

Wall Handrail End Caps

RBM01
SHORT END CAP



RBM02
MEDIUM END CAP




RBM03
FILIGREE END CAP



TIMBER / FINISH	CODE	DESCRIPTION	QTY.
CHROME	RBM01C	Short End Cap	2
BRASS	RBM01BR	Short End Cap	2
BLACK	RBM01P	Short End Cap	2
CHROME	RBM02C	Medium End Cap	2
BRASS	RBM02BR	Medium End Cap	2
BLACK	RBM02P	Medium End Cap	2
CHROME	RBM03C	Filigree End Cap	2
BRASS	RBM03BR	Filigree End Cap	2
BLACK	RBM03P	Filigree End Cap	2

Pigs Ear Handrails

HR4.2PIGSEAR
PIGSEAR HANDRAIL



TIMBER / FINISH	CODE	SIZE (mm)	QTY.
PINE	HR4.2PIGSEAR	32 x 95 x 4200	1
OAK	PIG-RAIL420	32 x 95 x 4200	1

Mop Stick Handrails

TM475
MOP STICK HANDRAIL



TIMBER / FINISH	CODE	SIZE (mm)	QTY.
PINE	TM475*	44 x 43 x 4200	5

* Sold in bundles of 5.

Mop Stick Handrail Fittings

PMP1 / OMP1
90° ELBOW



PMP2 / OMP2
OVEREASING



PMP3 / OMP3
UPEASING



TIMBER / FINISH	CODE	DESCRIPTION	QTY.
PINE	PMP1	90° Elbow	1
PINE	PMP2	Overeasing	1
PINE	PMP3	Upeasing	1
OAK	OMP1	90° Elbow	1
OAK	OMP2	Overeasing	1
OAK	OMP3	Upeasing	1

Axxys® Wall Mounted Handrail Brackets

AXMW8
AXXYS® WALL MOUNTED HANDRAIL BRACKETS



TIMBER / FINISH	CODE	SIZE (mm)	QTY.
BRUSHED NICKEL	AXMWBB*	-	1
CHROME	AXMWBS*	-	1

* Only for use with the 54mm handrails.

Axxys® Rail End Caps

AXMWEC
AXXYS® RAIL END CAP

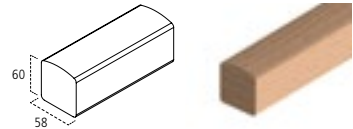


TIMBER / FINISH	CODE	SIZE (mm)	QTY.
BRUSHED NICKEL	AXMWECB*	-	1
CHROME	AXMWECs*	-	1

* Only for use with the 54mm handrails.

Square Handrails

CLHR240U / CLHR420U
SQUARE HANDRAIL



TIMBER / FINISH	CODE	SIZE (mm)	QTY.
OAK	CLHR240U	60 x 58 x 2400	1
OAK	CLHR420U	60 x 58 x 4200	1

Square Wall Mounted Handrail Brackets

SWB
SQUARE WALL MOUNTED HANDRAIL BRACKETS



TIMBER / FINISH	CODE	SIZE (mm)	QTY.
CHROME	SWBC	-	1
BRUSHED NICKEL	SWBBN	-	1
BLACK	SWBL	-	1

Square Rail End Caps

REC
SQUARE RAIL END CAP



TIMBER / FINISH	CODE	SIZE (mm)	QTY.
CHROME	RECC	-	1
BRUSHED NICKEL	RECBN	-	1
BLACK	RECBL	-	1

Square Handrails are also available with end caps and brackets in Chrome, Black and Brushed Nickel effect.

Click for fitting instructions



Easy to install
Lacquered
Real oak veneer
Rounded front nosing

Stairklad

Stairklad has been specifically developed to be used where the end user wants a complete statement change, without all the hassle and work. Manufactured from the very best kiln dried lacquered timber to the highest quality standards, Stairklad is perfect to give any staircase a makeover.

Installation guide

Stairklad

Budget guide

£ £ £ £1000 - £1500

Click for fitting instructions

PLAN

Visit our online planning service to help you and your customers. cheshiremouldings.co.uk

CALL

Any questions? Please call our technical helpline: **Freephone 0800 085 3475**

FIT

Find a comprehensive range of fitting guides at: cheshiremouldings.co.uk

1. Fit Packers and Risers.

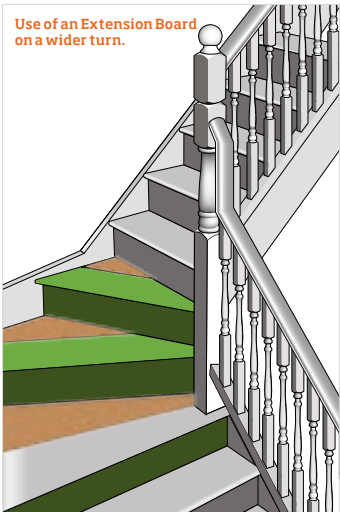
2. Fit Tread panels.

3. Repeat for each step until complete.

Available with a Universal Bull Nose

Extension Board

Use of an Extension Board on a Quarter Turn Landing



Stairklad Tread & Riser Kits

SCT100KIT
TREAD: 1000 x 28 x 300mm
RISER: 1000 x 9 x 195mm




SCT15-O
TREAD: 1500 x 28 x 300mm
RISER: 1500 x 9 x 195mm



TIMBER / FINISH	CODE	CONTENTS / QTY.	SIZE (mm)
OAK	SCT10-OKIT	1 x Tread 1 x Riser	1000 x 28 x 300 1000 x 9 x 195
OAK	SCT100KIT3PK	3 x Tread 3 x Riser	1000 x 28 x 300 1000 x 9 x 195
OAK	SCT15-O	1 x Tread 1 x Riser	1500 x 28 x 300 1500 x 9 x 195

Stairklad Extension

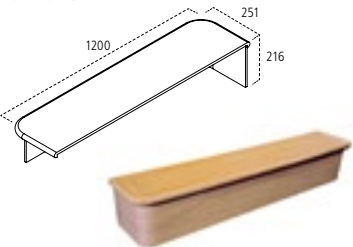
SCT13-O
EXTENSION: 1220 x 13 x 200mm



TIMBER / FINISH	CODE	CONTENTS / QTY.	SIZE (mm)
OAK	SCT13-O	1 x Tread	1220 x 13 x 200

Stairklad Bullnose Tread & Riser Set

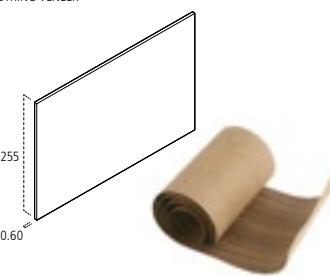
SCBNO
1200 x 216 x 251



TIMBER / FINISH	CODE	CONTENTS / QTY.	SIZE (mm)
OAK	SCBNO	1 x Tread 1 x Riser	1095 x 16.5 x 250

Stairklad String Veneer

SCV-4200-O
STRING VENEER



TIMBER / FINISH	CODE	CONTENTS / QTY.	SIZE (mm)
OAK	SCV-4200-O	1	4200 x 0.60 x 255

Supplied in a roll with iron on adhesive.



Stairklad - Before



Stairklad - After

Download our **NEW INSTALLER FRIENDLY** fitting instructions

Click for fitting instructions



Benchmark

The perfect combination of wood and glass

Installation guide

Benchmark Pine

Budget guide

From £250 - £500

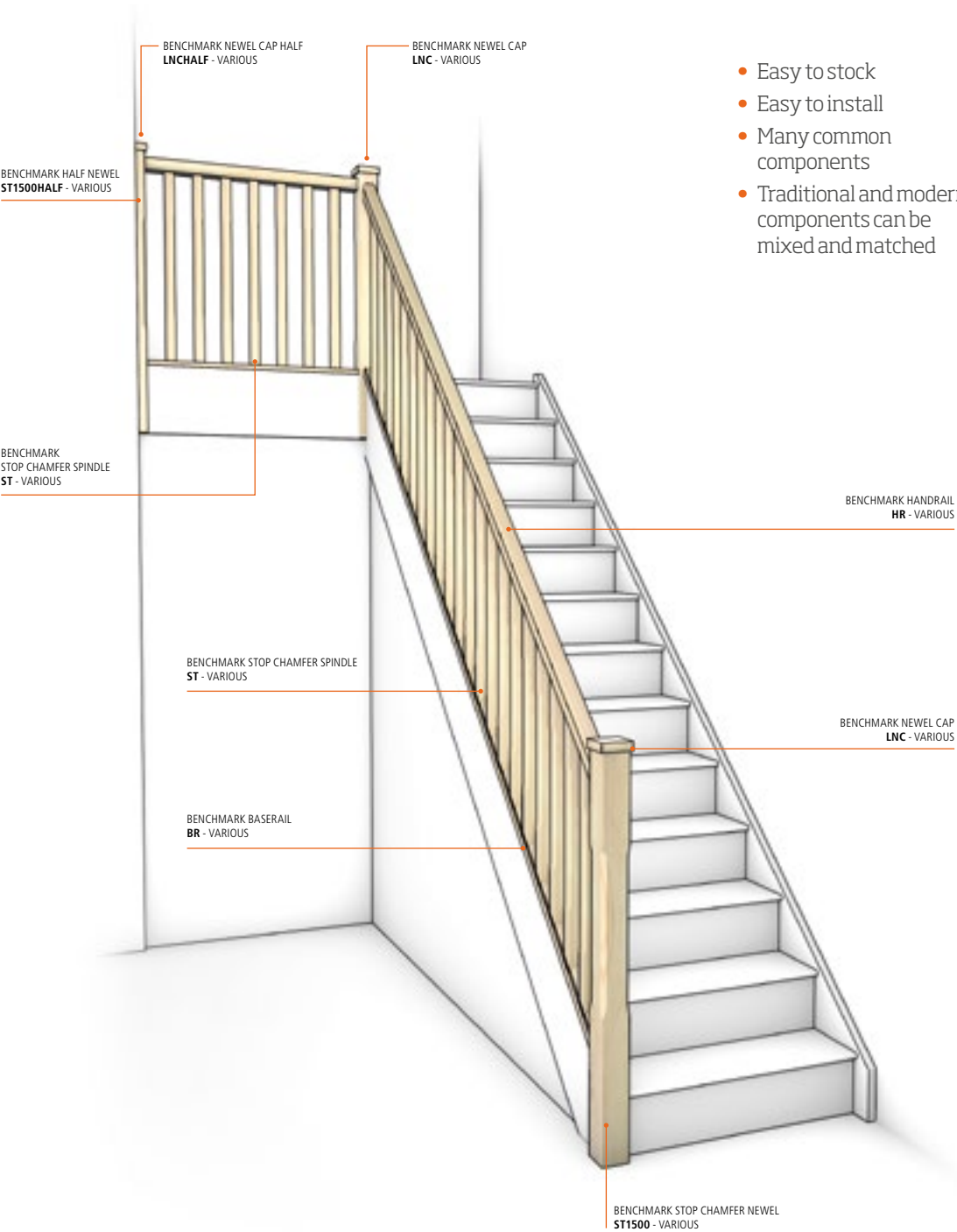
PLAN Visit our online planning service to help you and your customers.
cheshiremouldings.co.uk

CALL Any questions? Please call our technical helpline:
Freephone 0800 085 3475

FIT Find a comprehensive range of fitting guides at:
cheshiremouldings.co.uk

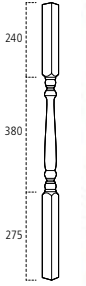
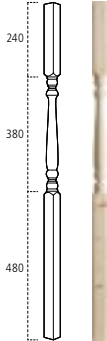
Post to Post Fixing

Click for fitting instructions

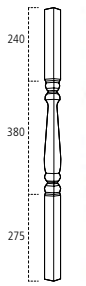
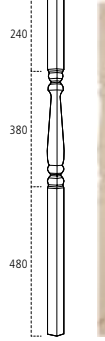


- Easy to stock
- Easy to install
- Many common components
- Traditional and modern components can be mixed and matched

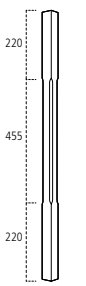
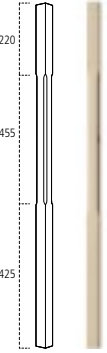
41mm Edwardian Spindles

ED90 EDWARDIAN		ED110 EDWARDIAN	
			
TIMBER / FINISH	CODE	SIZE (mm)	QTY.
★ PINE	ED90P	895 x 41 x 41	1
★ PINE	ED110P	1100 x 41 x 41	1

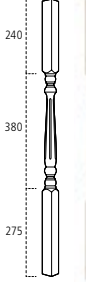
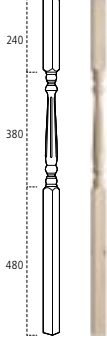
41mm Provincial Spindles

PS90 PROVINCIAL		PS110 PROVINCIAL	
			
TIMBER / FINISH	CODE	SIZE (mm)	QTY.
★ PINE	PS90P	895 x 41 x 41	1
★ PINE	PS110P	1100 x 41 x 41	1

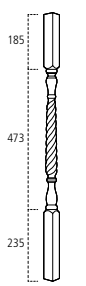
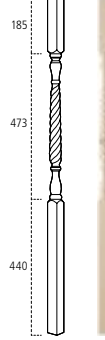
41mm Stop Chamfered Spindles

ST9041 STOP CHAMFERED		ST11041 STOP CHAMFERED	
			
TIMBER / FINISH	CODE	SIZE (mm)	QTY.
★ PINE	ST9041P	895 x 41 x 41	1
★ PINE	ST11041P	1100 x 41 x 41	1

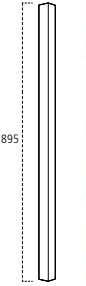
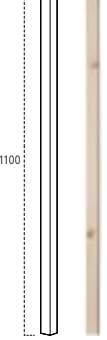
41mm Fluted Spindles

FL90 FLUTED		FL110 FLUTED	
			
TIMBER / FINISH	CODE	SIZE (mm)	QTY.
★ PINE	FL90P	895 x 41 x 41	1
★ PINE	FL110P	1100 x 41 x 41	1

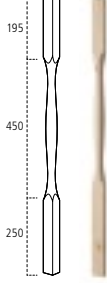
41mm Barley Twist Spindles

BT90 BARLEY TWIST		BT110 BARLEY TWIST	
			
TIMBER / FINISH	CODE	SIZE (mm)	QTY.
★ PINE	BT90P	895 x 41 x 41	1
★ PINE	BT110P	1100 x 41 x 41	1

41mm Blank Spindles

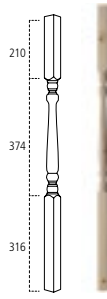
41BLK895 BLANK SPINDLE		41BLK1100 BLANK SPINDLE	
			
TIMBER / FINISH	CODE	SIZE (mm)	QTY.
★ PINE	41BLK895P	895 x 41 x 41	1
★ PINE	41BLK1100P	1100 x 41 x 41	1

41mm Quays Spindles

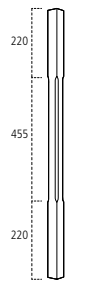
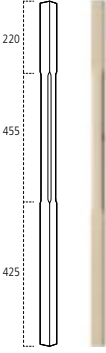
Q90 QUAYS	
	
TIMBER / FINISH	CODE
△ PINE	Q90P
SIZE (mm)	QTY.
895 x 41 x 41	1



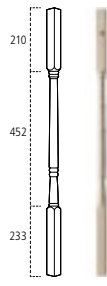
32mm Colonial Spindles

CS90P COLONIAL SPINDLES	
	
TIMBER / FINISH	CODE
★ PINE	CS90P
SIZE (mm)	QTY.
895 x 32 x 32	1

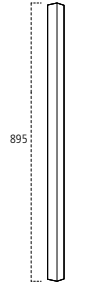
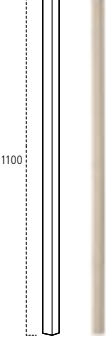
32mm Stop Chamfered Spindles

ST90 STOP CHAMFERED		ST11032 STOP CHAMFERED	
			
TIMBER / FINISH	CODE	SIZE (mm)	QTY.
★ PINE	ST90P	895 x 32 x 32	1
★ PINE	ST11032P	1100 x 32 x 32	1



32mm Latvian Spindles

LT90 LATVIAN	
	
TIMBER / FINISH	CODE
★ PINE	LT90P
SIZE (mm)	QTY.
895 x 32 x 32	1



32mm Blank Spindles

32BLK895 BLANK SPINDLE		32BLK1100 BLANK SPINDLE	
			
TIMBER / FINISH	CODE	SIZE (mm)	QTY.
★ PINE	32BLK895P	895 x 32 x 32	1
★ PINE	32BLK1100P	1100 x 32 x 32	1



Ball Cap

CMC2 BALL		CMC2HALF BALL	
			
TIMBER / FINISH	CODE	SIZE (mm)	QTY.
★ PINE	CMC2P	132 x 85 x 85	1
★ PINE	CMC2PHALF	132 x 85 x 40	1
BLISTER PACKED			
★ PINE	BCMC2P	132 x 85 x 85	1
★ PINE	BCMC2PHALF	132 x 85 x 40	1



Acorn Cap

CMC3 ACORN		CMC3HALF ACORN	
			
TIMBER / FINISH	CODE	SIZE (mm)	QTY.
★ PINE	CMC3P	158 x 84 x 84	1
★ PINE	CMC3PHALF	158 x 84 x 40	1
BLISTER PACKED			
★ PINE	BCMC3P	158 x 84 x 84	1
★ PINE	BCMC3PHALF	158 x 84 x 40	1

Low Profile Flat Cap

LNC LOW PROFILE		LNC HALF LOW PROFILE	
			
TIMBER / FINISH	CODE	SIZE (mm)	QTY.
★ PINE	LNC P	110 x 110 x 29	1
★ PINE	LNC PHALF	110 x 51 x 29	1

Pyramid Cap

FNC PYRAMID		FNC HALF PYRAMID	
			
TIMBER / FINISH	CODE	SIZE (mm)	QTY.
★ PINE	FNC P	43 x 125 x 125	1
★ PINE	FNC PHALF	43 x 125 x 57	1
BLISTER PACKED			
★ PINE	BFNC P	43 x 125 x 125	1
★ PINE	BFNC PHALF	43 x 125 x 57	1

PLAN

Visit our online planning service to help you and your customers.
cheshiremouldings.co.uk

CALL

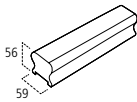
Any questions?
Please call our technical helpline:
Freephone 0800 085 3475

FIT

Find a comprehensive range of fitting guides at:
cheshiremouldings.co.uk

41mm Handrails

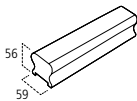
HR2.441 / HR3.641 / HR4.241
HANDRAIL 41mm Groove
2400 / 3600 / 4800mm



TIMBER / FINISH	CODE	SIZE (mm)	QTY.
★ PINE	HR2.441P	2400 x 56 x 59	1
★ PINE	HR3.641P	3600 x 56 x 59	1
★ PINE	HR4.241P	4200 x 56 x 59	1

32mm Handrails

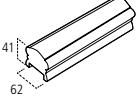
HR2.432 / HR3.632 / HR4.232
HANDRAIL 32mm Groove
2400 / 3600 / 4800mm



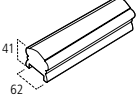
TIMBER / FINISH	CODE	SIZE (mm)	QTY.
★ PINE	HR2.432P	2400 x 56 x 59	1
★ PINE	HR3.632P	3600 x 56 x 59	1
★ PINE	HR4.232P	4200 x 56 x 59	1

Low Profile Handrails

LHR2.441 / LHR3.641P / LHR4.241
HANDRAIL 41mm Groove
2400 / 3600 / 4800mm



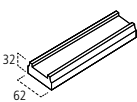
LHR2.432 / LHR3.632P / LHR4.232
HANDRAIL 32mm Groove
2400 / 3600 / 4800mm



TIMBER / FINISH	CODE	SIZE (mm)	QTY.
★ PINE	LHR2.441P	2400 x 41 x 62	1
★ PINE	LHR3.641P	3600 x 41 x 62	1
★ PINE	LHR4.241P	4200 x 41 x 62	1
★ PINE	LHR2.432P	2400 x 41 x 62	1
★ PINE	LHR3.632P	3600 x 41 x 62	1
★ PINE	LHR4.232P	4200 x 41 x 62	1

41mm Baserails

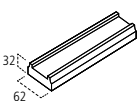
BR2.441 / BR3.641 / BR4.241
BASERAIL 41mm Groove
2400 / 3600 / 4800mm



TIMBER / FINISH	CODE	SIZE (mm)	QTY.
★ PINE	BR2.441P	2400 x 32 x 62	1
★ PINE	BR3.641P	3600 x 32 x 62	1
★ PINE	BR4.241P	4200 x 32 x 62	1

32mm Baserails

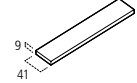
BR2.432 / BR3.632 / BR4.232
BASERAIL 32mm Groove
2400 / 3600 / 4800mm



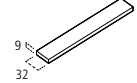
TIMBER / FINISH	CODE	SIZE (mm)	QTY.
★ PINE	BR2.432P	2400 x 32 x 62	1
★ PINE	BR3.632P	3600 x 32 x 62	1
★ PINE	BR4.232P	4200 x 32 x 62	1

41mm & 32mm Fillets

TM619
41mm FILLET



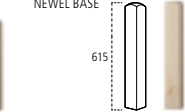
TM639
32mm FILLET



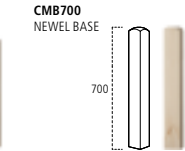
TIMBER / FINISH	CODE	SIZE (mm)	QTY.
★ PINE	TM619	2400 x 9 x 41	30
★ PINE	TM639	2400 x 9 x 32	30

Newel Bases

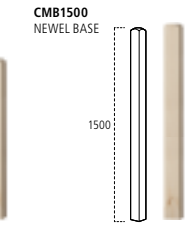
CMB515
NEWEL BASE




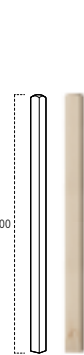
CMB615HALF
HALF NEWEL
BASE



CMB915
NEWEL BASE



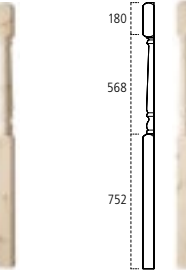
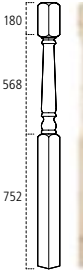
CMB2000
NEWEL BASE



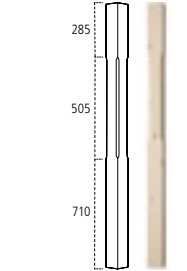
TIMBER / FINISH	CODE	SIZE (mm)	QTY.
★ PINE	CMB515P	515 x 91 x 91	1
★ PINE	CMB615P	615 x 91 x 91	1
★ PINE	CMB615PHALF	615 x 91 x 43	1
★ PINE	CMB700P	700 x 91 x 91	1
★ PINE	CMB915P	915 x 91 x 91	1
★ PINE	CMB1500P	1500 x 91 x 91	1
★ PINE	CMB2000P	2000 x 91 x 91	1
★ PINE	CMB2800P	2800 x 91 x 91	1

One Piece Newels & Halves

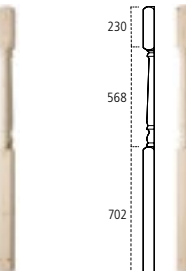
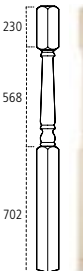
OP180




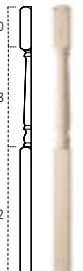
OP180HALF



OP230





OP230HALF



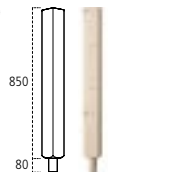


TIMBER / FINISH	CODE	SIZE (mm)	QTY.
★ PINE	OP180P	1500 x 91 x 91	1
★ PINE	OP180PHALF	1500 x 91 x 43	1
★ PINE	OP230P	1500 x 91 x 91	1
★ PINE	OP230PHALF	1500 x 91 x 43	1

Patrice Newels & Halves

PT1500



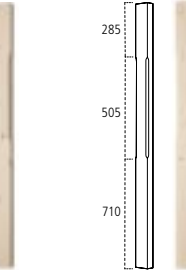
PT1500HALF



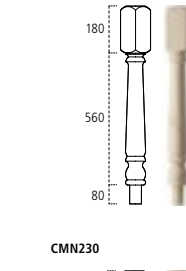

TIMBER / FINISH	CODE	SIZE (mm)	QTY.
★ PINE	PT1500P	1500 x 91 x 91	1
★ PINE	PT1500PHALF	1500 x 91 x 41	1
★ PINE	PT850P	930 x 91 x 91	1

Stop Chamfered Newels & Halves

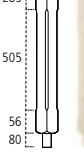
ST1500



ST1500HALF



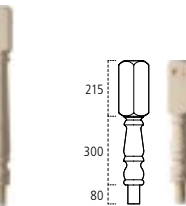
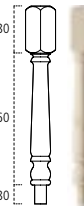
ST850



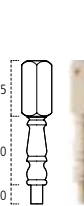
TIMBER / FINISH	CODE	SIZE (mm)	QTY.
★ PINE	ST1500P	1500 x 91 x 91	1
★ PINE	ST1500PHALF	1500 x 91 x 41	1
★ PINE	ST850P	850 x 91 x 91	1

Plain Newel Turnings

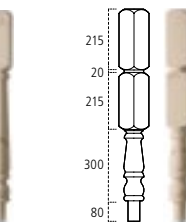
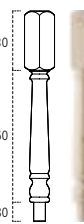
CMN180



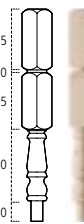
CMN202



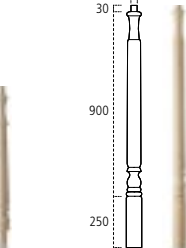
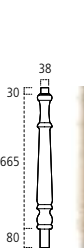
CMN230



CMN430



NTO



NTV



TIMBER / FINISH	CODE	SIZE (mm)	QTY.
★ PINE	CMN180P	820 x 91 x 91	1
★ PINE	CMN202P	595 x 91 x 91	1
★ PINE	CMN230P	870 x 91 x 91	1
★ PINE	CMN430P	870 x 91 x 91	1
★ PINE	NTOP	779 x 78 x 78	1
★ PINE	NTVP	1180 x 67 x 67	1

PLAN

Visit our online planning service
to help you and your customers.
cheshiremouldings.co.uk

CALL

Any questions?
Please call our technical helpline:
Freephone 0800 085 3475

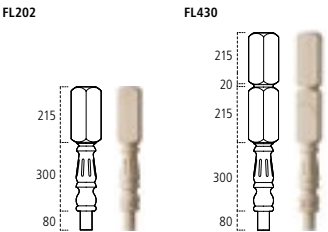
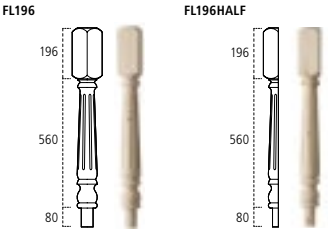
FIT

Find a comprehensive range
of fitting guides at:
cheshiremouldings.co.uk

Benchmark Pine
Square

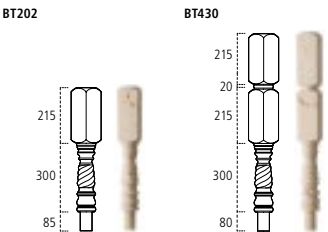
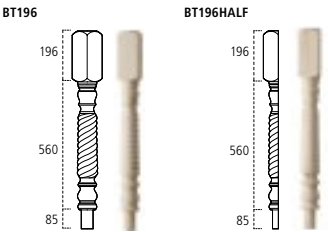
Benchmark Pine
Stop Chamfered

Fluted Newel Turnings



TIMBER / FINISH	CODE	SIZE (mm)	QTY.
* PINE	FL196P	820 x 91 x 91	1
* PINE	FL196PHALF	820 x 91 x 43	1
* PINE	FL202P	595 x 91 x 91	1
* PINE	FL430P	830 x 91 x 91	1

Barley Twist Newel Turnings



TIMBER / FINISH	CODE	SIZE (mm)	QTY.
* PINE	BT196P	845 x 91 x 91	1
* PINE	BT196PHALF	845 x 91 x 43	1
* PINE	BT202P	600 x 91 x 91	1
* PINE	BT430P	835 x 91 x 91	1

Level Quarter Turn



TIMBER / FINISH	CODE	SIZE (mm)	QTY.
* PINE	LQT11P	175 x 175 x 56	1

Level Quarter Turn Cap



TIMBER / FINISH	CODE	SIZE (mm)	QTY.
* PINE	LQC20P	185 x 185 x 57	1

Tandem Cap



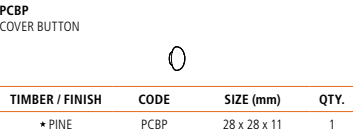
TIMBER / FINISH	CODE	SIZE (mm)	QTY.
* PINE	TC20P	230 x 85 x 56	1

Opening Cap



TIMBER / FINISH	CODE	SIZE (mm)	QTY.
* PINE	OC10P	160 x 85 x 56	1

Cover Buttons



Accessories



PRODUCT DESCRIPTION	CODE	QTY.
Handrail Fixing Kit	NEWFIXKIT	1
Newel Wedge Splitter	WEDGE SPLITTER	1
Double-Ended Screw with Cover Button	DWL-SCREW	1

32mm & 41mm Up Easing



TIMBER / FINISH	CODE	SIZE (mm)	QTY.
* PINE	VE1232P	230 x 80 x 56	1
* PINE	VE1241P	230 x 80 x 56	1

32mm & 41mm 90° Up Easing



TIMBER / FINISH	CODE	SIZE (mm)	QTY.
* PINE	UE1432P	175 x 75 x 56	1
* PINE	UE1441P	175 x 75 x 56	1

32mm & 41mm Over Easing



TIMBER / FINISH	CODE	SIZE (mm)	QTY.
* PINE	OE1332P	225 x 80 x 56	1
* PINE	OE1341P	225 x 80 x 56	1

Low Profile Handrail Fittings



TIMBER / FINISH	CODE	SIZE (mm)	QTY.
* PINE	LLQT11P	-	1
* PINE	LOE1332P	-	1
* PINE	LOE1341P	-	1
* PINE	LUE1232P	-	1
* PINE	LUE1241P	-	1

32mm & 41mm Goose Necks



TIMBER / FINISH	CODE	SIZE (mm)	QTY.
* PINE	GF9832P	590 x 202 x 57	1
* PINE	GF9841P	590 x 202 x 57	1

Left & Right Hand Volute inc. Up Easing



TIMBER / FINISH	CODE	SIZE (mm)	QTY.
* PINE	V30LHP	240 x 200 x 57	1
* PINE	V30RHP	240 x 200 x 57	1

Sign up for our
NEW Trade App



The App benefits
from great features

- Place orders 24/7
- Search, scan and browse products from our full catalogue
- Create favourites and build shopping lists
- Check stock levels
- Receive the latest discounts and special promotions
- View your customer specific pricing
- Explore our media library
- All from your mobile or tablet device

PLAN

Visit our online planning service to help you and your customers.
cheshiremouldings.co.uk

CALL

Any questions?
Please call our technical helpline:
Freephone 0800 085 3475

FIT

Find a comprehensive range of fitting guides at:
cheshiremouldings.co.uk



Click for fitting instructions

PLAN

Visit our online planning service to help you and your customers.
cheshiremouldings.co.uk

CALL

Any questions?
Please call our technical helpline:
Freephone 0800 085 3475

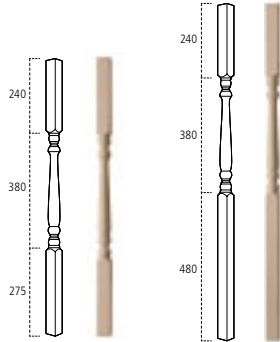
FIT

Find a comprehensive range of fitting guides at:
cheshiremouldings.co.uk

41mm Edwardian Spindles

ED90 EDWARDIAN

ED110 EDWARDIAN

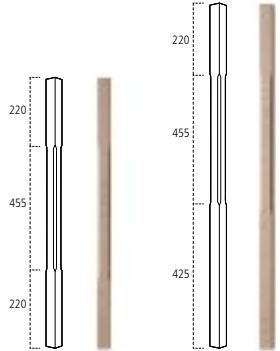


TIMBER / FINISH	CODE	SIZE (mm)	QTY.
• HEMLOCK	ED90H	895 x 41 x 41	1
• HEMLOCK	ED110H	1100 x 41 x 41	1

41mm Stop Chamfered Spindles

ST9041 STOP CHAMFERED

ST11041 STOP CHAMFERED

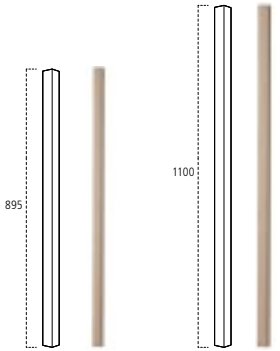


TIMBER / FINISH	CODE	SIZE (mm)	QTY.
• HEMLOCK	ST9041H	895 x 41 x 41	1
• HEMLOCK	ST11041H	1100 x 41 x 41	1

41mm Blank Spindles

41BLK895 BLANK SPINDLE

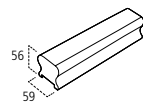
41BLK1100 BLANK SPINDLE



TIMBER / FINISH	CODE	SIZE (mm)	QTY.
• HEMLOCK	41BLK895H	895 x 41 x 41	1
• HEMLOCK	41BLK1100H	1100 x 41 x 41	1

41mm Handrails

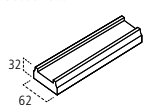
HR2.441 / HR3.641 / HR4.241
HANDRAIL 41mm Groove
2400 / 3600 / 4800mm



TIMBER / FINISH	CODE	SIZE (mm)	QTY.
• HEMLOCK	HR2.441H	2400 x 56 x 59	1
• HEMLOCK	HR3.641H	3600 x 56 x 59	1
• HEMLOCK	HR4.241H	4200 x 56 x 59	1

41mm Baserails

BR2.441 / BR3.641 / BR4.241
BASERAIL 41mm Groove
2400 / 3600 / 4800mm



TIMBER / FINISH	CODE	SIZE (mm)	QTY.
• HEMLOCK	BR2.441H	2400 x 32 x 62	1
• HEMLOCK	BR3.641H	3600 x 32 x 62	1
• HEMLOCK	BR4.241H	4200 x 32 x 62	1

Level Quarter Turn

LQT11
LEVEL QUARTERTURN



TIMBER / FINISH	CODE	SIZE (mm)	QTY.
HEMLOCK	LQT11H	175 x 175 x 56	1

41mm Up Easing

VE1241
UP EASING



TIMBER / FINISH	CODE	SIZE (mm)	QTY.
• HEMLOCK	VE1241H	230 x 80 x 56	1

41mm 90° Up Easing

UE1441
90° UP EASING



TIMBER / FINISH	CODE	SIZE (mm)	QTY.
• HEMLOCK	UE1441H	175 x 75 x 56	1

41mm Over Easing

OE1341
OVER EASING



TIMBER / FINISH	CODE	SIZE (mm)	QTY.
• HEMLOCK	OE1341H	225 x 80 x 56	1

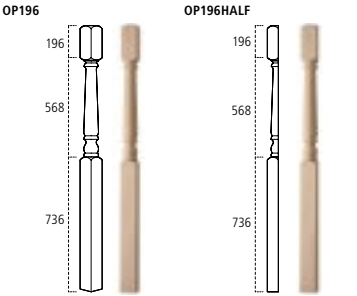
41mm Goose Necks

GF9841
GOOSE NECK - VERTICAL TURN



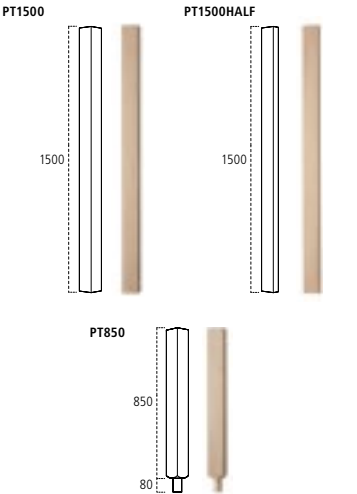
TIMBER / FINISH	CODE	SIZE (mm)	QTY.
• HEMLOCK	GF9841H	590 x 202 x 57	1

One Piece Newels & Halves



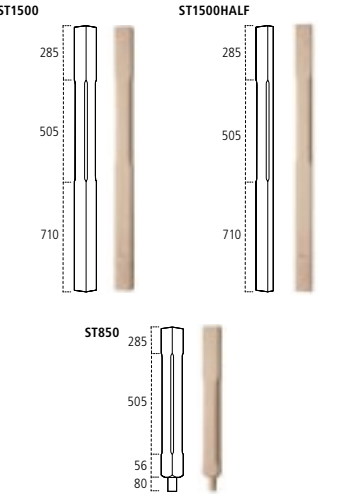
TIMBER / FINISH	CODE	SIZE (mm)	QTY.
• HEMLOCK	OP196H	1500 x 91 x 91	1
• HEMLOCK	OP196HHALF	1500 x 91 x 43	1

Patrice Newels & Halves



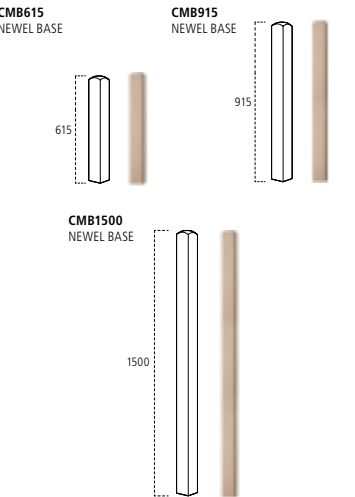
TIMBER / FINISH	CODE	SIZE (mm)	QTY.
• HEMLOCK	PT1500H	1500 x 91 x 91	1
• HEMLOCK	PT1500HHALF	1500 x 91 x 41	1
• HEMLOCK	PT850H	930 x 91 x 91	1

Stop Chamfered Newels & Halves



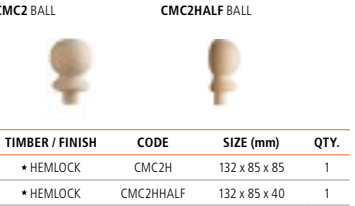
TIMBER / FINISH	CODE	SIZE (mm)	QTY.
• HEMLOCK	ST1500H	1500 x 91 x 91	1
• HEMLOCK	ST1500HHALF	1500 x 91 x 41	1
• HEMLOCK	ST850H	850 x 91 x 91	1

Newel Bases

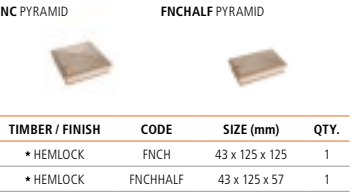


TIMBER / FINISH	CODE	SIZE (mm)	QTY.
• HEMLOCK	CMB615H	615 x 91 x 91	1
• HEMLOCK	CMB915H	915 x 91 x 91	1
• HEMLOCK	CMB1500H	1500 x 91 x 91	1

Ball Cap



Pyramid Cap




Accessories



PRODUCT DESCRIPTION	CODE	QTY.
Handrail Fixing Kit	NEWFIXKIT	1
Newel Wedge Splitter	WEDGE SPLITTER	1
Double-Ended Screw with Cover Button	DWL-SCREW	1

Click for fitting instructions



Benchmark Hemlock Square

PLAN

Visit our online planning service to help you and your customers.
cheshiremouldings.co.uk

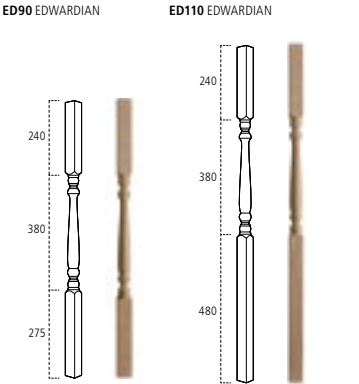
CALL

Any questions?
Please call our technical helpline:
Freephone 0800 085 3475

FIT

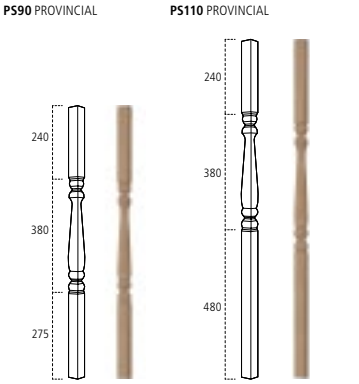
Find a comprehensive range of fitting guides at:
cheshiremouldings.co.uk

41mm Edwardian Spindles



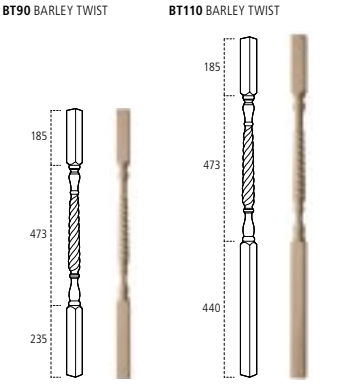
TIMBER / FINISH	CODE	SIZE (mm)	QTY.
△ OAK	ED900	895 x 41 x 41	1
△ OAK	ED1100	1100 x 41 x 41	1

41mm Provincial Spindles



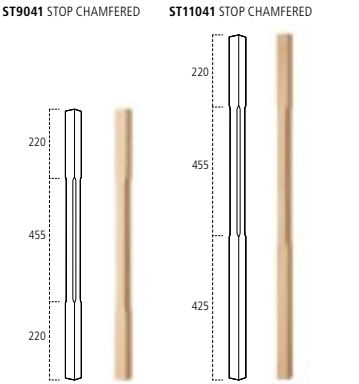
TIMBER / FINISH	CODE	SIZE (mm)	QTY.
△ OAK	PS900	895 x 41 x 41	1
△ OAK	PS1100	1100 x 41 x 41	1

41mm Barley Twist Spindles



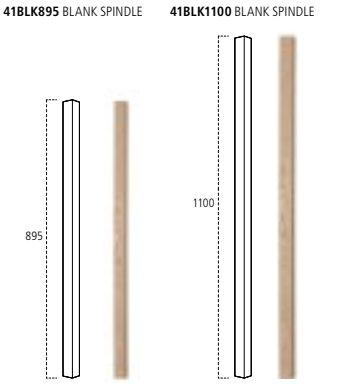
TIMBER / FINISH	CODE	SIZE (mm)	QTY.
△ OAK	BT900	895 x 41 x 41	1
△ OAK	BT1100	1100 x 41 x 41	1

41mm Stop Chamfered Spindles




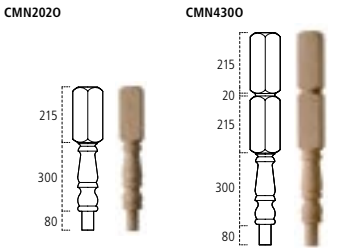
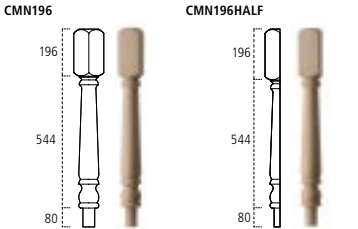
TIMBER / FINISH	CODE	SIZE (mm)	QTY.
△ OAK	ST90410	895 x 41 x 41	1
△ OAK	ST110410	1100 x 41 x 41	1

41mm Blank Spindles



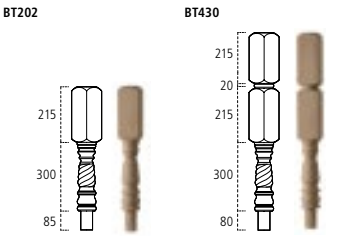
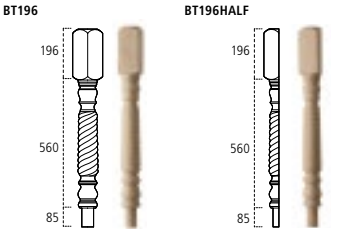
TIMBER / FINISH	CODE	SIZE (mm)	QTY.
△ OAK	41BLK8950	895 x 41 x 41	1
△ OAK	41BLK11000	1100 x 41 x 41	1

Plain Newel Turnings



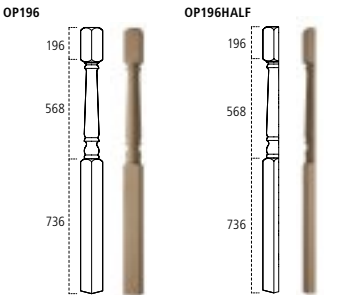
TIMBER / FINISH	CODE	SIZE (mm)	QTY.
△ OAK	CMN1960	820 x 91 x 91	1
△ OAK	CMN1960HALF	820 x 91 x 43	1
△ OAK	CMN2020	595 x 91 x 91	1
△ OAK	CMN4300	870 x 91 x 91	1
△ OAK	NT00	779 x 78 x 78	1
△ OAK	NTV0	1180 x 67 x 67	1

Barley Twist Newel Turnings



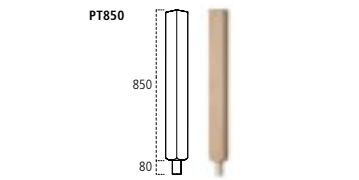
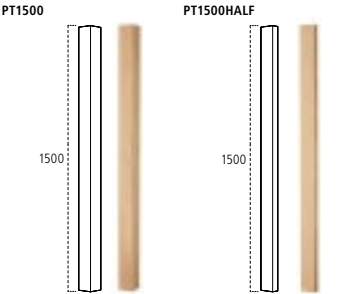
TIMBER / FINISH	CODE	SIZE (mm)	QTY.
△ OAK	BT1960	845 x 91 x 91	1
△ OAK	BT1960HALF	845 x 91 x 43	1
△ OAK	BT2020	600 x 91 x 91	1
△ OAK	BT4300	835 x 91 x 91	1

One Piece Newels & Halves



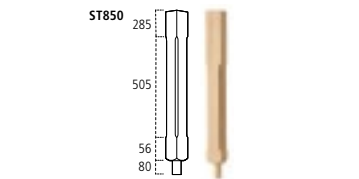
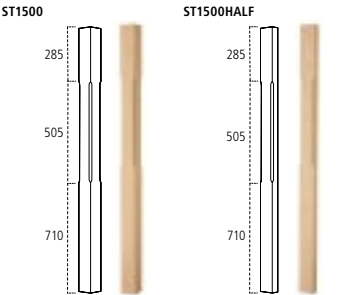
TIMBER / FINISH	CODE	SIZE (mm)	QTY.
△ OAK	OP1960	1500 x 91 x 91	1
△ OAK	OP1960HALF	1500 x 91 x 43	1

Patrice Newels & Halves



TIMBER / FINISH	CODE	SIZE (mm)	QTY.
△ OAK	PT15000	1500 x 91 x 91	1
△ OAK	PT15000HALF	1500 x 91 x 41	1
△ OAK	PT8500	930 x 91 x 91	1

Stop Chamfered Newels & Halves



TIMBER / FINISH	CODE	SIZE (mm)	QTY.
△ OAK	ST15000	1500 x 91 x 91	1
△ OAK	ST15000HALF	1500 x 91 x 41	1
△ OAK	ST8500	850 x 91 x 91	1

Matching Newel Caps
available in all finishes

PLAN

Visit our online planning service
to help you and your customers.
cheshiremouldings.co.uk

CALL

Any questions?
Please call our technical helpline:
Freephone 0800 085 3475

FIT

Find a comprehensive range
of fitting guides at:
cheshiremouldings.co.uk

41mm Handrails



TIMBER / FINISH	CODE	SIZE (mm)	QTY.
OAK	HR2.4410	2400 x 56 x 59	1
OAK	HR3.6410	3600 x 56 x 59	1
OAK	HR4.2410	4200 x 56 x 59	1

32mm Handrails



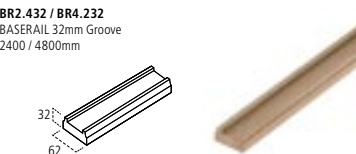
TIMBER / FINISH	CODE	SIZE (mm)	QTY.
OAK	HR2.4320	2400 x 56 x 59	1
OAK	HR4.2320	4200 x 56 x 59	1

41mm Baserails



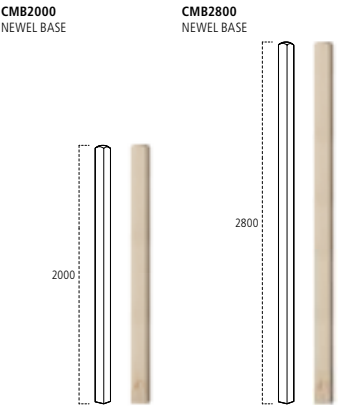
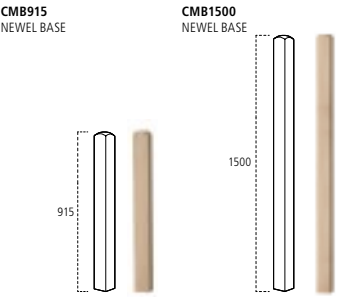
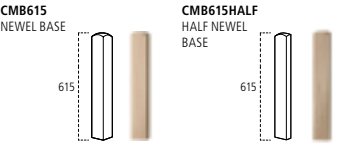
TIMBER / FINISH	CODE	SIZE (mm)	QTY.
OAK	BR2.4410	2400 x 32 x 62	1
OAK	BR3.6410	3600 x 32 x 62	1
OAK	BR4.2410	4200 x 32 x 62	1

32mm Baserails



TIMBER / FINISH	CODE	SIZE (mm)	QTY.
OAK	BR2.4320	2400 x 32 x 62	1
OAK	BR4.2320	4200 x 32 x 62	1

Newel Bases



TIMBER / FINISH	CODE	SIZE (mm)	QTY.
Δ OAK	CMB6150	615 x 91 x 91	1
Δ OAK	CMB6150HALF	615 x 91 x 43	1
Δ OAK	CMB9150	915 x 91 x 91	1
Δ OAK	CMB15000	1500 x 91 x 91	1
Δ OAK	CMB20000	2000 x 91 x 91	1
Δ OAK	CMB28000	2800 x 91 x 91	1

Ball Cap



TIMBER / FINISH	CODE	SIZE (mm)	QTY.
Δ OAK	CMC20	132 x 85 x 85	1
Δ OAK	CMC20HALF	132 x 85 x 40	1

BLISTER PACKED			
Δ OAK	BCMC20	132 x 85 x 85	1
Δ OAK	BCMC20HALF	132 x 85 x 40	1

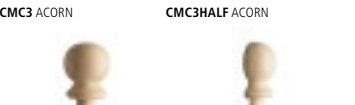
Pyramid Cap



TIMBER / FINISH	CODE	SIZE (mm)	QTY.
Δ OAK	FNCO	43 x 125 x 125	1
Δ OAK	FNCOHALF	43 x 125 x 57	1

BLISTER PACKED			
Δ OAK	BFNCO	43 x 125 x 125	1
Δ OAK	BFNCOHALF	43 x 125 x 57	1

Acorn Cap



TIMBER / FINISH	CODE	SIZE (mm)	QTY.
Δ OAK	CMC30	158 x 84 x 84	1
Δ OAK	CMC30HALF	158 x 84 x 40	1

Low Profile Flat Cap



TIMBER / FINISH	CODE	SIZE (mm)	QTY.
Δ OAK	LNCO	110 x 110 x 29	1
Δ OAK	LNCOHALF	110 x 51 x 29	1

Level Quarter Turn



TIMBER / FINISH	CODE	SIZE (mm)	QTY.
OAK	LQT110	175 x 175 x 56	1

Level Quarter Turn Cap



TIMBER / FINISH	CODE	SIZE (mm)	QTY.
OAK	LQC200	185 x 185 x 57	1

Tandem Cap



TIMBER / FINISH	CODE	SIZE (mm)	QTY.
OAK	TC200	230 x 85 x 56	1

Opening Cap



TIMBER / FINISH	CODE	SIZE (mm)	QTY.
OAK	OC100	160 x 85 x 56	1

32mm & 41mm Up Easing



TIMBER / FINISH	CODE	SIZE (mm)	QTY.
OAK	VE12320	230 x 80 x 56	1
OAK	VE120	230 x 80 x 56	1

32mm & 41mm 90° Up Easing



TIMBER / FINISH	CODE	SIZE (mm)	QTY.
OAK	UE14320	175 x 75 x 56	1
OAK	UE140	175 x 75 x 56	1

32mm & 41mm Over Easing



TIMBER / FINISH	CODE	SIZE (mm)	QTY.
OAK	OE13320	225 x 80 x 56	1
OAK	OE13	225 x 80 x 56	1

32mm & 41mm Goose Necks



TIMBER / FINISH	CODE	SIZE (mm)	QTY.
OAK	GF98320	590 x 202 x 57	1
OAK	GF980	590 x 202 x 57	1

Left & Right Hand Volute inc. Up Easing



TIMBER / FINISH	CODE	SIZE (mm)	QTY.
OAK	V30LHO	240 x 200 x 57	1
OAK	V30RHO	240 x 200 x 57	1

Cover Buttons



TIMBER / FINISH	CODE	SIZE (mm)	QTY.
OAK	CBO	28 x 28 x 11	1

Accessories



PRODUCT DESCRIPTION	CODE	QTY.
Handrail Fixing Kit	NEWFIXKIT	1
Newel Wedge Splitter	WEDGE SPLITTER	1
Double-Ended Screw with Cover Button	DWL-SCREW	1

PLAN

Visit our online planning service to help you and your customers.
cheshiremouldings.co.uk

CALL

Any questions?
Please call our technical helpline:
Freephone 0800 085 3475

FIT

Find a comprehensive range of fitting guides at:
cheshiremouldings.co.uk



Download our
NEW
INSTALLER
FRIENDLY
fitting instructions

Click for fitting instructions

NEW Twist newel posts and Pine ready-to-paint range



Click for fitting instructions

PLAN

Visit our online planning service to help you and your customers.
cheshiremouldings.co.uk

CALL

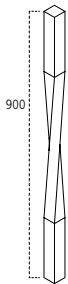
Any questions?
Please call our technical helpline:
Freephone 0800 085 3475

FIT

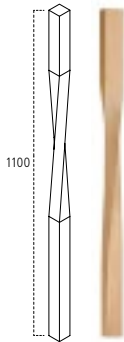
Find a comprehensive range of fitting guides at:
cheshiremouldings.co.uk

41mm Twist Spindles

TW9041O
TWIST OAK SPINDLE
41mm

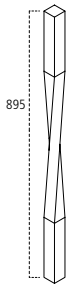


TW11041O
TWIST OAK SPINDLE
41mm



NEW Ready-to-paint Pine Range

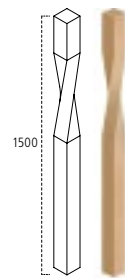
TW9041P
TWIST PINE SPINDLE
41mm



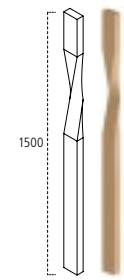
TIMBER / FINISH	CODE	SIZE (mm)	QTY.
OAK	TW9041O	900 x 41 x 41	1
OAK	TW11041O	1100 x 41 x 41	1
PINE	TW9041P	895 x 41 x 41	1

NEW Twist Newels & Halves

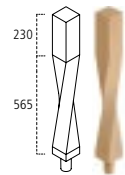
TW1500O
TWISTED OAK NEWEL POST
1500mm



TW1500OHALF
TWISTED OAK HALF NEWEL POST
1500mm

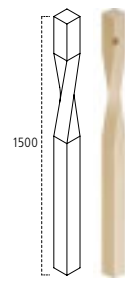


TW850O
TWISTED OAK STOREY
MODULAR NEWEL
795mm

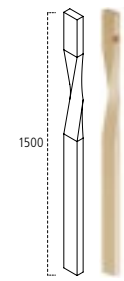


NEW Ready-to-paint Pine Range

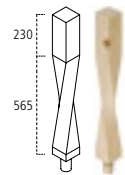
TW1500P
TWISTED PINE NEWEL POST
1500mm



TW1500PHALF
TWISTED PINE HALF NEWEL POST
1500mm



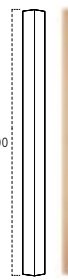
TW850P
TWISTED PINE STOREY
MODULAR NEWEL
795mm



TIMBER / FINISH	CODE	SIZE (mm)	QTY.
Δ OAK	TW1500O	1500 x 90 x 90	1
Δ OAK	TW1500OHALF	1500 x 90 x 41	1
Δ OAK	TW850O	795 x 90 x 90	1
PINE	TW1500P	1500 x 90 x 90	1
PINE	TW1500PHALF	1500 x 90 x 41	1
PINE	TW850P	795 x 90 x 90	1

Patrice Newels & Halves


PT150O



PT150OHALF



PT85O



TIMBER / FINISH	CODE	SIZE (mm)	QTY.
Δ OAK	PT1500O	1500 x 91 x 91	1
Δ OAK	PT1500OHALF	1500 x 91 x 41	1
Δ OAK	PT850O	930 x 91 x 91	1

Benchmark Twist is compatible with Benchmark Oak and Pine Stairparts. See pages 59-63 for Oak and page 48-55 for Pine.



NEW ready-to-paint pine range



Click for fitting instructions

PLAN

Visit our online planning service to help you and your customers.
cheshiremouldings.co.uk

CALL

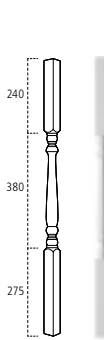
Any questions?
Please call our technical helpline:
Freephone 0800 085 3475

FIT

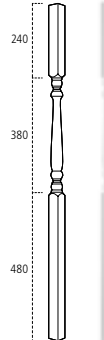
Find a comprehensive range of fitting guides at:
cheshiremouldings.co.uk

41mm Edwardian Spindles

ED90 EDWARDIAN



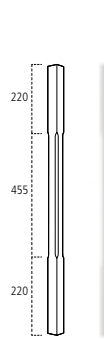
ED110 EDWARDIAN



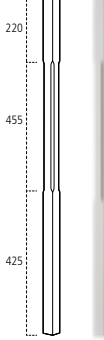
TIMBER / FINISH	CODE	SIZE (mm)	QTY.
WHITE PRIMED	ED90W	895 x 41 x 41	1
WHITE PRIMED	ED110W	1100 x 41 x 41	1

32mm Stop Chamfered Spindles

ST90 STOP CHAMFERED



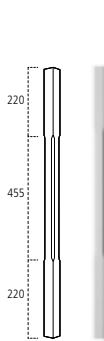
ST11032 STOP CHAMFERED



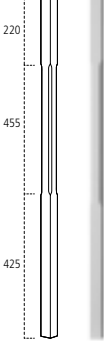
TIMBER / FINISH	CODE	SIZE (mm)	QTY.
WHITE PRIMED	ST90W	895 x 32 x 32	1
WHITE PRIMED	ST11032W	1100 x 32 x 32	1

41mm Stop Chamfered Spindles

ST9041 STOP CHAMFERED



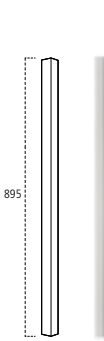
ST11041 STOP CHAMFERED



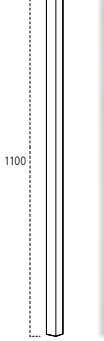
TIMBER / FINISH	CODE	SIZE (mm)	QTY.
WHITE PRIMED	ST9041W	895 x 41 x 41	1
WHITE PRIMED	ST11041W	1100 x 41 x 41	1

32mm Blank Spindles

32BLK895 BLANK SPINDLE



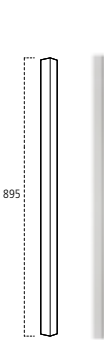
32BLK1100 BLANK SPINDLE



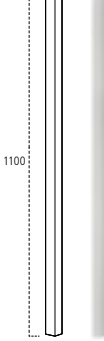
TIMBER / FINISH	CODE	SIZE (mm)	QTY.
WHITE PRIMED	32BLK895W	895 x 32 x 32	1
WHITE PRIMED	32BLK1100W	1100 x 32 x 32	1

41mm Blank Spindles

41BLK895 BLANK SPINDLE



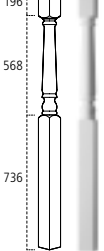
41BLK1100 BLANK SPINDLE



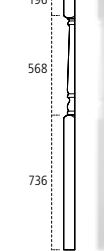
TIMBER / FINISH	CODE	SIZE (mm)	QTY.
WHITE PRIMED	41BLK895W	895 x 41 x 41	1
WHITE PRIMED	41BLK1100W	1100 x 41 x 41	1

One Piece Newels & Halves

OP196



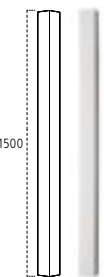
OP196HALF



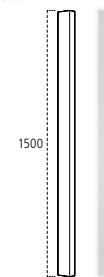
TIMBER / FINISH	CODE	SIZE (mm)	QTY.
WHITE PRIMED	OP196W	1500 x 91 x 91	1
WHITE PRIMED	OP196WHALF	1500 x 91 x 43	1

Patrice Newels & Halves

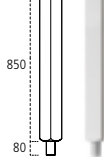
PT1500



PT1500HALF



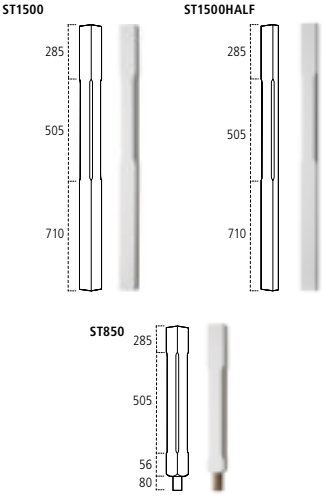
PT850



TIMBER / FINISH	CODE	SIZE (mm)	QTY.
WHITE PRIMED	PT1500W	1500 x 91 x 91	1
WHITE PRIMED	PT1500WHALF	1500 x 91 x 41	1
WHITE PRIMED	PT850W	930 x 91 x 91	1

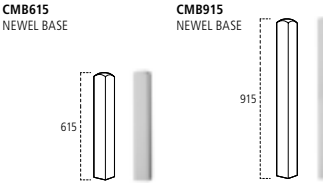
White Primed Chamfered Spindles

Stop Chamfered Newels & Halves



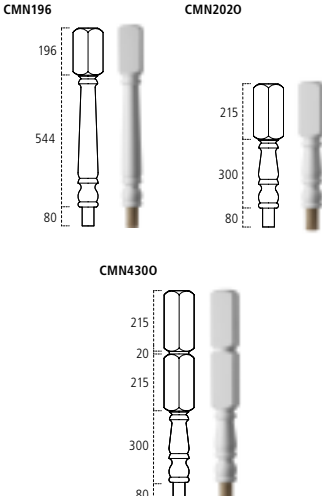
TIMBER / FINISH	CODE	SIZE (mm)	QTY.
WHITE PRIMED	ST1500W	1500 x 91 x 91	1
WHITE PRIMED	ST1500WHALF	1500 x 91 x 41	1
WHITE PRIMED	ST850W	850 x 91 x 91	1

Newel Bases



TIMBER / FINISH	CODE	SIZE (mm)	QTY.
WHITE PRIMED	CMB615W	615 x 91 x 91	1
WHITE PRIMED	CMB915W	915 x 91 x 91	1

Plain Newel Turnings



TIMBER / FINISH	CODE	SIZE (mm)	QTY.
WHITE PRIMED	CMN196W	820 x 91 x 91	1
WHITE PRIMED	CMN202W	595 x 91 x 91	1
WHITE PRIMED	CMN430W	870 x 91 x 91	1

41mm Handrails



TIMBER / FINISH	CODE	SIZE (mm)	QTY.
WHITE PRIMED	HR2.441W	2400 x 56 x 59	1
WHITE PRIMED	HR3.641W	3600 x 56 x 59	1
WHITE PRIMED	HR4.241W	4200 x 56 x 59	1

32mm Handrails



TIMBER / FINISH	CODE	SIZE (mm)	QTY.
WHITE PRIMED	HR2.432W	2400 x 56 x 59	1
WHITE PRIMED	HR3.632W	3600 x 56 x 59	1
WHITE PRIMED	HR4.232W	4200 x 56 x 59	1

41mm Baseraills



TIMBER / FINISH	CODE	SIZE (mm)	QTY.
WHITE PRIMED	BR2.441W	2400 x 32 x 62	1
WHITE PRIMED	BR3.641W	3600 x 32 x 62	1
WHITE PRIMED	BR4.241W	4200 x 32 x 62	1

32mm Baseraills



TIMBER / FINISH	CODE	SIZE (mm)	QTY.
WHITE PRIMED	BR2.432W	2400 x 32 x 62	1
WHITE PRIMED	BR4.232W	4200 x 32 x 62	1

Ball Cap



TIMBER / FINISH	CODE	SIZE (mm)	QTY.
WHITE PRIMED	CMC2W	132 x 85 x 85	1
WHITE PRIMED	CMC2WHALF	132 x 85 x 40	1

BLISTER PACKED	CODE	SIZE (mm)	QTY.
WHITE PRIMED	BCMC2W	132 x 85 x 85	1
WHITE PRIMED	BCMC2WHALF	132 x 85 x 40	1

Pyramid Cap



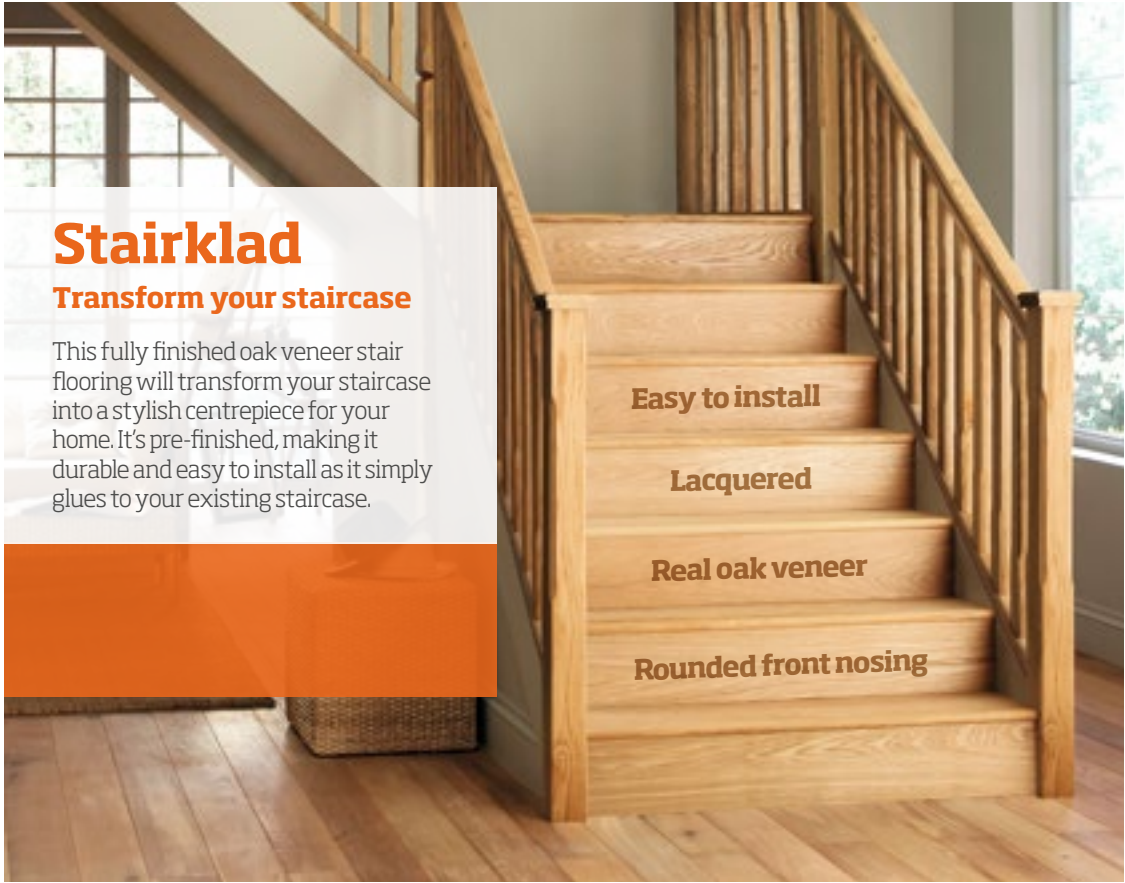
TIMBER / FINISH	CODE	SIZE (mm)	QTY.
WHITE PRIMED	FNCW	43 x 125 x 125	1
WHITE PRIMED	FNCWHALF	43 x 125 x 57	1

BLISTER PACKED	CODE	SIZE (mm)	QTY.
WHITE PRIMED	BFNCW	43 x 125 x 125	1
WHITE PRIMED	BFNCWHALF	43 x 125 x 57	1

Accessories



PRODUCT DESCRIPTION	CODE	QTY.
Handrail Fixing Kit	NEWFIXKIT	1
Newel Wedge Splitter	WEDGE SPLITTER	1
Double-Ended Screw with Cover Button	DWL-SCREW	1



Stairklad
Transform your staircase

This fully finished oak veneer stair flooring will transform your staircase into a stylish centrepiece for your home. It's pre-finished, making it durable and easy to install as it simply glues to your existing staircase.

PLAN
Visit our online planning service to help you and your customers.
cheshiremouldings.co.uk

CALL
Any questions?
Please call our technical helpline:
Freephone 0800 085 3475

FIT
Find a comprehensive range of fitting guides at:
cheshiremouldings.co.uk



Classic Spindles

WW90 CLASSIC

WW110 CLASSIC

TIMBER / FINISH	CODE	SIZE (mm)	QTY.
OAK	WW900	900 x 55 x 55	1
OAK	WW1100	1100 x 55 x 55	1

Fluted Spindles

WF90 FLUTED

WF110 FLUTED

TIMBER / FINISH	CODE	SIZE (mm)	QTY.
OAK	WF900	900 x 55 x 55	1
OAK	WF1100	1100 x 55 x 55	1

Classic Newel Turnings

WNT220

WNT220HALF

WNT202

WNT430

TIMBER / FINISH	CODE	SIZE (mm)	QTY.
OAK	WNT2200	870 x 115 x 115	1
OAK	WNT2200HALF	870 x 115 x 55	1
OAK	WNT2020	595 x 115 x 115	1
OAK	WNT4300	825 x 115 x 115	1

Barley Twist Spindles

WBT90 BARLEY TWIST

WBT110 BARLEY TWIST

TIMBER / FINISH	CODE	SIZE (mm)	QTY.
OAK	WBT900	900 x 55 x 55	1
OAK	WBT1100	1100 x 55 x 55	1

Stop Chamfered Spindles

WWST90 STOP CHAMFERED

WWST110 STOP CHAMFERED

TIMBER / FINISH	CODE	SIZE (mm)	QTY.
OAK	WWST900	900 x 55 x 55	1
OAK	WWST1100	1100 x 55 x 55	1

Barley Twist Newel Turnings

WBTN220

WBTN220HALF

WBTN202

WBTN430

TIMBER / FINISH	CODE	SIZE (mm)	QTY.
OAK	WBTN2200	870 x 115 x 115	1
OAK	WBTN2200HALF	870 x 115 x 55	1
OAK	WBTN2020	595 x 115 x 115	1
OAK	WBTN4300	825 x 115 x 115	1



PLAN

Visit our online planning service to help you and your customers.
cheshiremouldings.co.uk

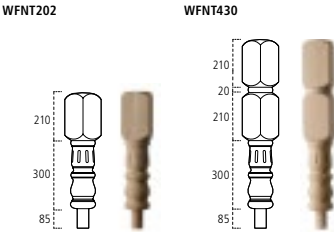
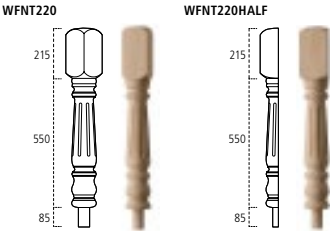
CALL

Any questions?
Please call our technical helpline:
Freephone 0800 085 3475

FIT


Find a comprehensive range of fitting guides at:
cheshiremouldings.co.uk

Fluted Newel Turnings



TIMBER / FINISH	CODE	SIZE (mm)	QTY.
OAK	WFNT2200	870 x 115 x 115	1
OAK	WFNT2200HALF	870 x 115 x 55	1
OAK	WFNT2020	595 x 115 x 115	1
OAK	WFNT4300	825 x 115 x 115	1

Ball Cap



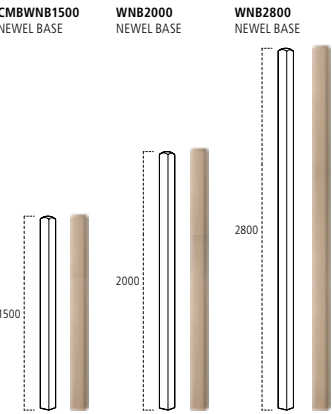
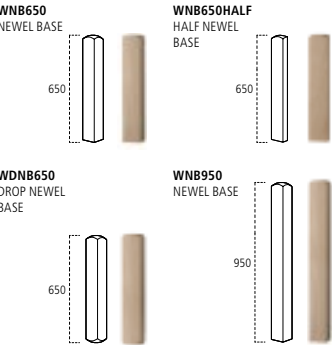
TIMBER / FINISH	CODE	SIZE (mm)	QTY.
OAK	WNC20	160 x 115 x 115	1
OAK	WNC20HALF	160 x 58 x 115	1

Acorn Cap



TIMBER / FINISH	CODE	SIZE (mm)	QTY.
OAK	WNC30	200 x 115 x 115	1
OAK	WNC30HALF	200 x 58 x 115	1

Newel Bases



TIMBER / FINISH	CODE	SIZE (mm)	QTY.
OAK	WNB6500	650 x 115 x 115	1
OAK	WNB6500HALF	650 x 115 x 55	1
OAK	WDNB6500	650 x 115 x 115	1
OAK	WNB9500	950 x 115 x 115	1
OAK	WNB15000	1500 x 115 x 115	1
OAK	WNB20000	2000 x 115 x 115	1
OAK	WNB28000	2800 x 115 x 115	1

55mm Handrails



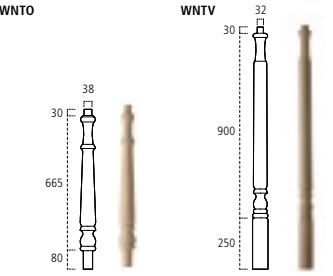
TIMBER / FINISH	CODE	SIZE (mm)	QTY.
OAK	WHR2.4550	2400 x 70 x 92	1
OAK	WHR3.6550	3600 x 70 x 92	1
OAK	WHR4.2550	4200 x 70 x 92	1

55mm Baserails



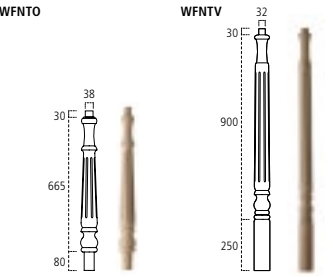
TIMBER / FINISH	CODE	SIZE (mm)	QTY.
OAK	WBR2.4550	2400 x 30 x 88	1
OAK	WBR3.6550	3600 x 30 x 88	1
OAK	WBR4.2550	4200 x 30 x 88	1

Plain Newel Turnings



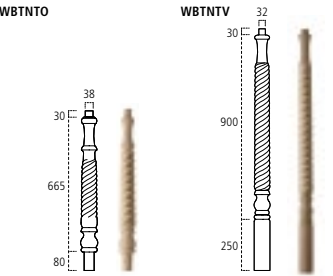
TIMBER / FINISH	CODE	SIZE (mm)	QTY.
OAK	WNT00	799 x 84 x 84	1
OAK	WNTV0	1180 x 84 x 74	1

Fluted Newel Turnings



TIMBER / FINISH	CODE	SIZE (mm)	QTY.
OAK	WFNT00	799 x 84 x 84	1
OAK	WFNTV0	1180 x 84 x 74	1

Barley Twist Newel Turnings



TIMBER / FINISH	CODE	SIZE (mm)	QTY.
OAK	WBTNT00	799 x 84 x 84	1
OAK	WBTNTV0	1180 x 84 x 74	1

Level Quarter Turn



TIMBER / FINISH	CODE	SIZE (mm)	QTY.
Δ OAK	WLQTO	200 x 200 x 70.5	1

Level Quarter Turn Cap



TIMBER / FINISH	CODE	SIZE (mm)	QTY.
Δ OAK	WLQCO	203 x 203 x 70.5	1

Tandem Cap



TIMBER / FINISH	CODE	SIZE (mm)	QTY.
OAK	WTCO	212 x 122 x 70.5	1

Opening Cap



TIMBER / FINISH	CODE	SIZE (mm)	QTY.
OAK	WOCO	170 x 119 x 70.5	1

Up Easing



TIMBER / FINISH	CODE	SIZE (mm)	QTY.
OAK	WVEO	240 x 90 x 92	1

90° Up Easing



TIMBER / FINISH	CODE	SIZE (mm)	QTY.
Δ OAK		245 x 100 x 92	1

Over Easing



TIMBER / FINISH	CODE	SIZE (mm)	QTY.
Δ OAK	WEOE	240 x 90 x 92	1

Goose Necks



TIMBER / FINISH	CODE	SIZE (mm)	QTY.
OAK	WGFO	590 x 205 x 91	1

Left & Right Hand Volute



TIMBER / FINISH	CODE	SIZE (mm)	QTY.
Δ OAK	WVLHO	310 x 280 x 70.5	1
Δ OAK	WVRHO	310 x 280 x 70.5	1

PLAN

Visit our online planning service to help you and your customers.
cheshiremouldings.co.uk

CALL

Any questions?
Please call our technical helpline:
Freephone 0800 085 3475

FIT

Find a comprehensive range of fitting guides at:
cheshiremouldings.co.uk

Download our
**NEW INSTALLER
FRIENDLY**
fitting instructions

Click for fitting
instructions

Technical Information

About Us	74
Stairparts - Installation	75
Stairparts - Finishing	76
Stairparts - Infill Calculators	77
Terms & Conditions	78
Environment	79



We are the Number 1 Independent Manufacturer and Supplier of Stairparts, Decking Balustrading & Decorative and Architectural Mouldings.

Founded in 1988 in Warrington, Cheshire Mouldings stayed for 10 years before relocating to our current site in 1998. The Carney family founded the company with a simple idea in mind "To be the best".

What Makes Us Special?

Our first class service, outstanding quality and extensive product range set Cheshire Mouldings apart from other companies in our sector. We always aim to be the best. And we believe we are.

Our customers know that whatever they buy from Cheshire Mouldings they are going to receive a top quality product. This confidence and trust has been built up over a number of years and is very important to us. We also carry a large amount of stock, which means we can offer our customers a fast, reliable service that delivers within five working days.

Over 30 Years of Experience

Well after over 30 years of leading the way in fittings and fixtures you'd expect us to have gathered a huge amount of experience, and we have. We've supplied small independent businesses for many years and during this time we've built some great relationships and had many happy customers.

Over the last 5 years we have also started to supply a number of national retail giants and this has blessed us with a wealth of experience with meeting the demands of all sized businesses and we value them all, however large or small.



New ready-to-paint
Iron pine range - Page 28



Regulations & Standards

Timber stairparts from Cheshire Mouldings have been independently tested.

This means that they conform fully to the domestic requirements laid down by UK Building Regulations Part K, relating to guarding and resistance to horizontal force.

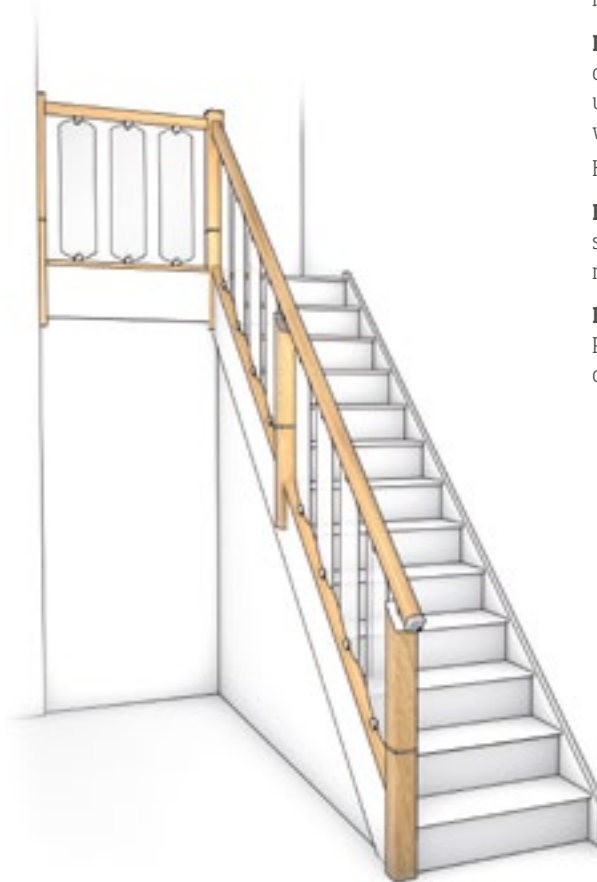
Relevant British Standards for compliance are BS585 Part 1:1989 and AMD 6510, concerning wooden stairs and their fixings; BS5395 Part 1:2010 about straight stairs; and BS6180:2011 with its code of practice for protective barriers.

Domestic

As stated, the Cheshire Mouldings balustrade systems conform to domestic standards as set out in Building Regulations Part K.

This asserts that "The guarding should be able to resist a horizontal force of 0.36kN for each metre of length if it guards a private stairs".

Cheshire Mouldings spindles have also been tested in accordance with BS610.



Further Regulations

Private Stairs are those for use in a single private dwelling. The maximum permitted rise is 220mm and a minimum going of the same 220mm.

Assembly Stairs or institutional stairs serve where a significant number of people gather. The maximum permitted rise is 150mm, the minimum going 280mm.

All Other Stairs must have a maximum rise of 190mm and a minimum going of 250mm.

Approved Document M deals with access and facilities, plus maximum rise of stairs, for disabled people.

Rise and Going relationship is detailed in Approved Document K, which informs you that twice the rise plus the going (2R+G) should be between 550mm and 700mm.

Pitch is the angle between the pitch line, or notional line connecting nosings, and the horizontal. Regulations state that the maximum pitch of domestic stairs must be 42°, semi-public stairs such as in factories and offices must be a maximum 38°, with stairs in fully public places a maximum of 33°.

Handrails are governed by Approved Document K. Flights of stairs must have a handrail on at least one side if they are under one metre wide and on both sides if they are a metre wide or bigger.

Handrails are not required beside the bottom two steps.

Handrail heights are 900mm minimum for domestic stairs and landings, but in public areas the handrail heights must be 900mm on stairs and 1100mm on landings.

Balustrade openings are also subject to Building Regulations. No opening should allow the passage through of a 100mm sphere.



A Variety of Applications

There are many available options for finishing off your stairparts. The most commonly used are wood stains or dyes, protective wood stains, paint, varnish, oils, French polishing, and, for coarse grained wood, liming.

Wood Stains or Dyes

Staining penetrates the wood and will enhance the colour. It can also neutralise natural colour variations in the timber.

Quick drying, stains or dyes are normally rubbed in along the grain with a cloth. Be aware that they will not seal the wood, so varnishing or polishing will be required as well.

Varnish

There are clear, matt, satin and gloss varnishes, plus tinted versions, all providing you with a heat and water resistant, durable finish needing very little maintenance.

Coloured varnishes, however, do not penetrate the wood, so add one or two coats of clear varnish to help prevent colour loss.

Liming

Liming – unslaked lime and water – comes into its own for coarse grained woods such as oak. When dry, it needs rubbing down with glasspaper, then coating with French polish, finally a coating of white polish.

An easier method involves mixing white matt emulsion with water, to about the consistency of milk, then brushing it on before sealing with two coats of satin varnish. Easily applied liming wax is also available.

Protective wood stains

Unlike standard wood stains or dyes, the protective variety seals the wood.

Normally applied with a brush and because it is quick drying, further coats can be applied at approximately two-hourly intervals: but check the manufacturer’s instructions.

Oils

You can use oils to seal hardwood – not recommended for softwoods as they discolour and dirty too easily.

There’s plenty of choice and application is straightforward, either by cloth or brush. Some will accept varnish for protection.

Paint

New timber needs a coat of primer and at least one application of undercoat before the topcoat of gloss is added.

Use what is known as a knotting solution on any live knots and resinous areas to prevent seepage through on to the finished surface.

French Polish

Layers of French polishing, a mix of alcohol and shellac, will provide an excellent gloss finish, although it is easily scratched and damaged by liquids or anything hot.

Two-part plastic coating is a more hardwearing alternative, designed to provide resistance to scratches, liquids and heat.

Visit our easy-to-use online stairplanning service at:

www.cheshiremouldings.co.uk

Infill calculators for Reflections, Iron & Clarity stair ranges

1. How many Iron spindles will I need?

On stairs -

Measure distance between posts and divide by 125.



On landing -

Measure distance between posts and divide by 90.



2. How many glass panels will I need?

Tables below show min/max spans for Clarity and Reflections panels for both stairs and landing.

Please note - any balustrade run longer than 2400mm between post centres will require an intermediate newel positioned at mid point.

Clarity Stairs

Pitch	1 Panel		2 Panels		3 Panels		4 Panels		5 Panels		6 Panels	
	Min(mm)	Max(mm)	Min(mm)	Max(mm)	Min(mm)	Max(mm)	Min(mm)	Max(mm)	Min(mm)	Max(mm)	Min(mm)	Max(mm)
38°	305	460	584	817	863	1175	1142	1531	1421	1889	1700	2246
39°	309	465	592	827	875	1189	1158	1550	1441	1912	1724	2273
40°	313	467	600	831	888	1195	1175	1560	1462	1924	1749	2288
41°	318	469	609	836	901	1200	1192	1570	1484	1937	1775	2304
42°	323	471	619	841	915	1211	1211	1581	1507	1951	1803	2321
43°	328	473	629	847	930	1220	1231	1593	1531	1967	1832	2340
44°	334	476	639	853	945	1229	1251	1606	1557	1983	1863	2360
45°	339	478	651	859	962	1239	1273	1620	1584	2000	1895	2380

Clarity Landing

1 Panel		2 Panels		3 Panels		4 Panels		5 Panels		6 Panels		7 Panels		8 Panels	
Min(mm)	Max(mm)	Min(mm)	Max(mm)	Min(mm)	Max(mm)	Min(mm)	Max(mm)	Min(mm)	Max(mm)	Min(mm)	Max(mm)	Min(mm)	Max(mm)	Min(mm)	Max(mm)
240	392	460	688	680	984	900	1280	1120	1576	1340	1872	1560	2168	1780	2464

Reflections Stairs

Pitch	1 Panel		2 Panels		3 Panels		4 Panels		5 Panels		6 Panels	
	Min(mm)	Max(mm)	Min(mm)	Max(mm)	Min(mm)	Max(mm)	Min(mm)	Max(mm)	Min(mm)	Max(mm)	Min(mm)	Max(mm)
40°	392	535	731	946	1070	1358	1410	1769	1749	2180	2089	2591
41°	398	544	742	962	1087	1378	1431	1795	1776	2213	2120	2630
42°	404	552	754	976	1103	1399	1453	1823	1803	2247	2153	2671
43°	410	561	766	991	1121	1422	1477	1853	1832	2283	2188	2714
44°	417	570	778	1008	1140	1446	1501	1884	1863	2322	2224	2759

Reflections Landing

1 Panel		2 Panels		3 Panels		4 Panels		5 Panels		6 Panels		7 Panels		8 Panels	
Max(mm)	Max(mm)	Max(mm)	Max(mm)	Max(mm)	Max(mm)	Max(mm)	Max(mm)	Max(mm)	Max(mm)	Max(mm)	Max(mm)	Max(mm)	Max(mm)	Max(mm)	Max(mm)
300	410	560	725	820	1040	1080	1355	1340	1670	1600	1985	1860	2300	2120	2615

Wherever possible, Cheshire Mouldings products are manufactured from solid timber, although in a small number of cases we do finger-joint pieces in order to enhance a products strength and/or stability or to reduce environmental impact. Timber is a natural material and colours may vary between components.

Cheshire Mouldings are FSC® Chain of Custody certified, supporting responsible management of the world's forests. We are also PEFC certified to supply products from sustainably managed forests.

Detail of which products are certified under each scheme are listed on your invoice.


All products are subject to availability. The certification status of any product may change.

As timber is a natural product, colours can vary between different components in our range.

We use metric dimensions for all the products listed in this brochure.

Whilst every care has been taken to ensure the information contained within this Trade Product Guide is accurate, with our ever increasing product offering errors may occur. Cheshire Mouldings reserve the right to amend prices and details at any time.

Our price list will be updated on a regular basis.



New ready-to-paint
Iron pine range - Page 30

Returns Policy for Saleable Product

All returns to Cheshire Mouldings are subject to a restocking charge. The request for the return must be received within 28 days of delivery. The charge is the higher of £45 or 30% of the goods value.

Please note we cannot accept returns for 'customer order only' products. Cut Sheets, Glass Panels and Acoustic Panels can't be returned.

All orders refused due to late cancellation of the order are also subject to the restocking charge.

Cheshire Mouldings has a policy of continuous product development and improvement. Whilst information is correct at the time of going to press, we reserve the right to make changes without notice. E&OE.

FSC® certified products available upon request.



FIRA tested. Details available on request.



Committed to sustainable product construction

We are constantly working to lower our carbon footprint and invest in environmentally friendly production techniques. A high proportion of our products are manufactured on our 150,000sq ft site in St. Helen's. We adhere to the UK Timber Regulations and follow a strict Environmental Code of Conduct.



Supporting sustainable timber production

Our products are not only beautifully made; they're also sustainably sourced. We are committed to supporting sustainable harvesting practices and responsible supply chains. We collaborate with our suppliers to ensure the highest standards are met.



Proud of our certifications

Most of our products are made from timber sourced in sustainable and responsibly managed forests. As well as quality, safety is also paramount at Cheshire Mouldings. We are members of the British Safety Council and ISO 9001 compliant. All of our stair parts and decking balustrades are tested to FIRA Gold Certification.



Technical Helpline:
Freephone 0800 085 3475



Follow us for all the latest news and updates