



Panel Mould & Dado Wall Panelling Fitting Guide

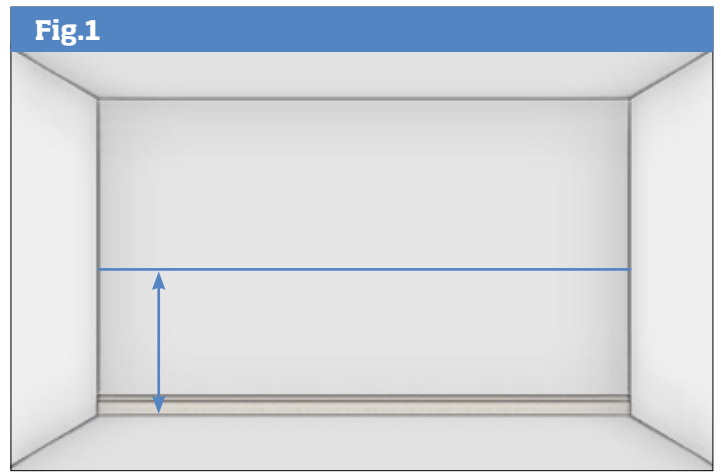
Suggested Products:

TM904
TM561

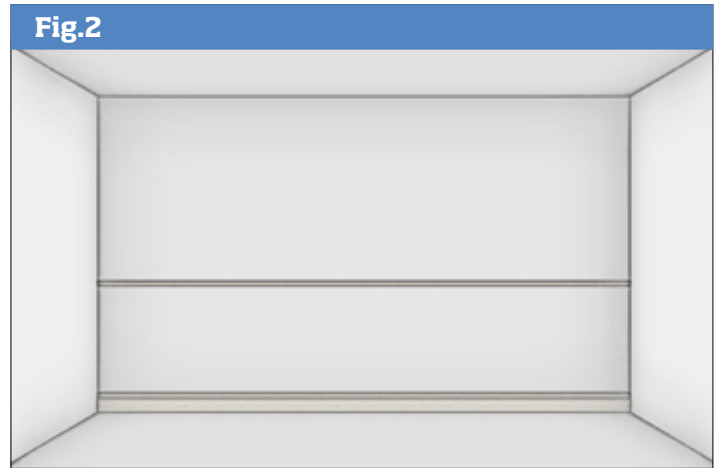
TM482
TM1065

DESIGNED BY FITTERS FOR **EASY INSTALLATION**

Measure up approx 1000mm and draw a horizontal line across face of wall using a straight edge and spirit level. This will be used to locate top edge of dado rail (**Fig 1**).



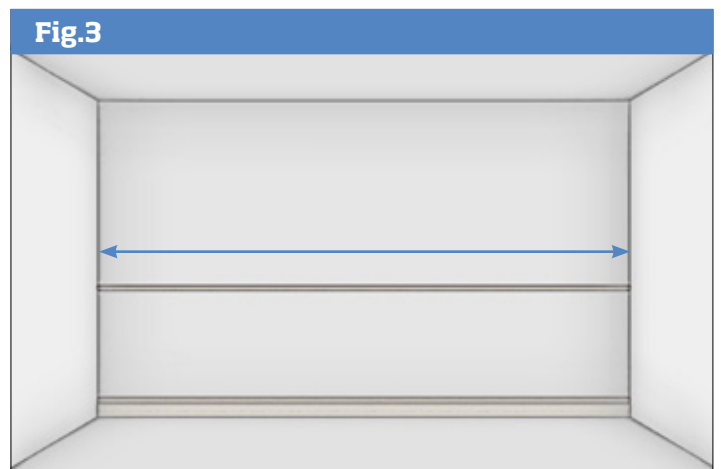
Cut dado rail to length. Apply adhesive to back of moulding and offer up to horizontal line. Secure using a nail gun (**Fig 2**).




Decide how many panels you would like to run across the wall. Please bear in mind that the panels will need spacing equally. For this example we are using a spacing gap of 150mm for both horizontal and vertical spacing.

Example:


- Wall measures 3600mm long (**Fig 3**)
- Number of panels required is 4
- There will be 5 spacings $\times 150\text{mm} = 750\text{mm}$
- Subtract spacings total from wall length $3600 - 750 = 2850\text{mm}$
- Divide 2850mm by 4 panels = 713mm panel width



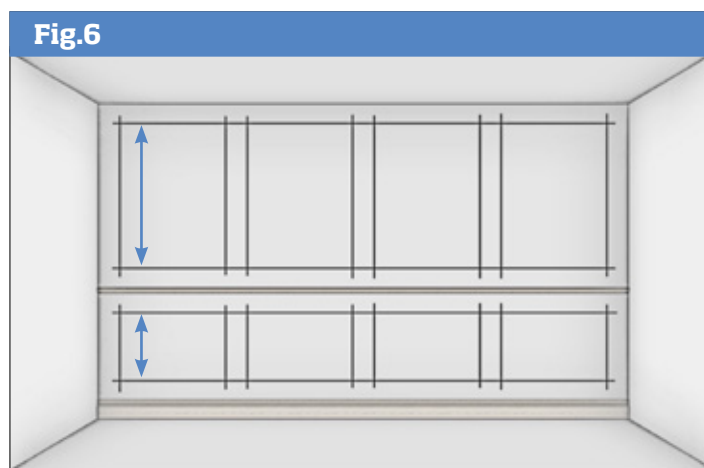
Next, measure and mark a straight line 150mm from walls, ceiling and from dado and skirting (**Fig 4**).



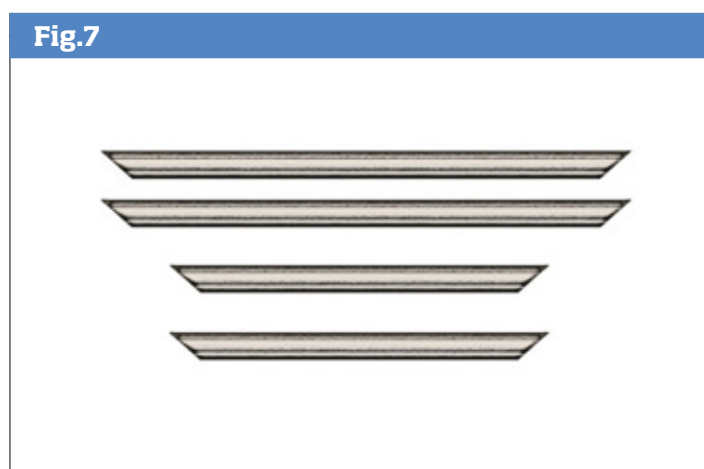
From the 150mm lines marked from left hand wall, measure panel width across and draw a vertical line. Then measure 150mm across to the start of next panel and draw vertical line then next panel width. Continue until all panels have been drawn out onto wall (**Fig 5**).



To work out panel heights, measure vertically between 150mm lines for top panels and bottom panels (**Fig 6**).



Cut panel mouldings to correct length and mitre the corners (**Fig 7**).



Take corresponding moulding and apply adhesive to back face. Offer edge of moulding up to line ensuring that the corners are aligned with the corners drawn out on wall. Secure with nail gun (**Fig 8**).



Repeat procedure for all remaining panels (**Fig 9**).

Fill any joint gaps.

Sand to a smooth finish then you are ready to paint.

Fig.9



Download our Interactive
**Wall Panel
Collection Brochure**
Includes lots of new Clickable content



Sign up for our
New Trade App



Check out our huge **PRODUCT RANGE**

We supply more than you think



www.cheshiremouldings.co.uk



Technical Helpline:
Freephone
0800 085 3475

